PRODUCT CATALOGUE



Fortress Diagnostics

Fortress Diagnostics

How To Order

What information do we need?

Please quote your:

1. Name
2. Address
3. Telephone Number
4. Fax Number
5. Email Address
6. Purchase Order Number
7. Product Description
8. Catalogue Number
9. Quantity Required
10. Any Specific Delivery Instructions

Where should you send your quote?

Please send your quote to us using one of the following options:

Through Our Website
fortressdiagnostics.com/contact-us

Over the Phone
+44 (0)28 9448 7676

By Email
info@fortressdiagnostics.com

Advancing Global Diagnostics

Fortress Diagnostics is a well-established, multi award-winning IVD manufacturer based in the United Kingdom, supplying an extensive portfolio of products to over 100 countries worldwide.

We have been providing our distributors and end users with high quality products for over 20 years. The objective of Fortress Diagnostics is to provide the highest level of diagnostic solutions, globally, through continued investment in research and development.

Why choose Fortress Diagnostics?

Our proven product performance, matched with our selection of reputable distribution partners, has been instrumental in our continued success and growth. Built on a culture of quality and performance, we are committed to providing our customers with a reliable service and results they can trust.

Our ISO 13485:2016 certification for the design, development, manufacturing and distribution of in vitro diagnostics (IVD) medical reagents and instrumentation endorses our product range and ensures that the highest quality standards are constantly maintained.

Through our global distribution network, we provide highly accurate medical testing solutions to immunology, haematology and serological laboratories in hospitals, medical centres, clinics, blood banks and research institutions in over 100 international markets.

Hosting an in-house Research and Development team, we are committed to creating the next innovative IVD solutions to exceed our customer's requirements and advance the healthcare industry. We reinvest over 30% of our turnover in R&D every year.

Our Product Range

Fortress Diagnostics supplies an extensive portfolio of IVD products spanning the whole diagnostics field:

- Clinical Chemistry
- Analyser Specific Reagents
- Quality Controls & Calibrators
- Immunoassays (ELISA)
- Immunoassays (CLIA)
- Syphilis
- Febrile Antigens
- Latex Serology
- Blood Grouping
- Rapid Tests
- Haematology Reagents
- Haemostasis
- Urinalysis
- Food & Feed Safety
- Instrumentation
- IQC & EQA Programmes
- Neonatal Screening
- Molecular Diagnostics
- Western Blot Assays
- Stains
- Antibiotic Discs/Tablets



Find Out More



Website

fortressdiagnostics.com

The Fortress Diagnostics website details our full product range, allowing users to add products of interest to a "Quote Request" which is sent directly to our sales team. We regularly post blogs, event information, resources and company updates.

Quality Control Inserts Portal

insert.fortressdiagnostics.com

Fortress Diagnostics are excited to launch the new Fortress QC Inserts Portal. The portal allows customers to easily search our database of quality control inserts by product name, catalogue number or batch number in our easy-to-use filter tool. Inserts can be viewed online or downloaded in PDF format.





Brochures & Catalogues

fortressdiagnostics.com/resources

All Fortress Diagnostics brochures and catalogues can be viewed and downloaded on the Fortress Resource Hub in PDF format.

Videos

youtube.com/@fortressdiagnostics

Subscribe to our YouTube channel to explore information videos, tutorial guides for Seraqual 365, interviews for World Awareness Days and more.

Social Media

Explore and follow our social media pages across **Instagram**, **LinkedIn**, **Facebook** and **Twitter**. We regularly post updates on product launches, events Fortress are exhibiting at, news from the world of diagnostics and company developments.

SECTION 1	Clinical Chemistry & Analyser Specific Reagents	07
SECTION 2	Quality Controls & Calibrators	37
SECTION 3	Immunoassays (ELISA)	39
SECTION 4	Immunoassays (CLIA)	47
SECTION 5	Syphilis	53
SECTION 6	Febrile Antigens	57
SECTION 7	Latex Serology	61
SECTION 8	Blood Grouping	65
SECTION 9	Rapid Tests	73
SECTION 10	Haematology Reagents	79
SECTION 11	Haemostasis	81
SECTION 12	Urinalysis	85
SECTION 13	Food & Feed Safety	87
SECTION 14	Instrumentation	93
SECTION 15	IQC & EQA Programmes	95
SECTION 16	Neonatal Screening	101
SECTION 17	Molecular Diagnostics	103
SECTION 18	Western Blot Assays	105
SECTION 19	Stains	107
SECTION 20	Antibiotic Discs/Tablets	111



SECTION 1

CLINICAL CHEMISTRY REAGENTS & ANALYSER SPECIFIC REAGENTS

Clinical Chemistry

Clinical chemistry, also known as chemical pathology or clinical biochemistry, is a branch of laboratory medicine that focuses on the analysis of bodily fluids, primarily blood and urine, to diagnose and monitor disease. Clinical chemistry reagents are vital for accurate and reliable diagnostic testing, as they are the substances used to detect and measure specific analytes in biological samples.

High-quality reagents ensure the precision of tests, influencing the results that guide clinical decision-making. They enable the identification of various health conditions by reacting with substances in blood and urine, allowing for the assessment of organ function, metabolic processes, and disease states. Furthermore, the development and standardisation of reagents support advancements in technology and research, leading to improved diagnostic methods.

Fortress Diagnostics manufacturers, develops and supplies an extensive range of high quality clinical chemistry reagents. Our reagents are manufactured to the highest quality standards in an ISO 13485:2016–certified laboratory, ensuring excellent stability, accuracy and results you can trust. We also supply a large portfolio of analyser-specific reagents.

Ordering Information

Description	Method	Format	Cat No.	Size	Storage
Acid Phosphatase	Fast Red	Lyo	BXC0401A	R1: 1 x 65ml R2: 6 x 10ml R3:3 x 10ml R4: 1 x 5ml	2-8°C
Acid Phosphatase	Fast Red	Lyo	BXC0401B	R1: 1 x 105ml R2: 10 x 10ml R3:5 x 10ml R4: 1 x 5ml	2-8°C
Acid Phosphatase	Fast Red	Lyo	BXC0401C	R1: 1 x 35ml R2: 10 x 3ml R3:5 x 3ml R4: 1 x 5ml	2-8°C
ADA	Enzymatic	LS	BXC0208A	R1: 1 x 20ml R2: 1 x 10ml R4: 1 x 1ml	2-8°C
Albumin	BCG (Concentrate)	LS	BXC0221A	R1: 6 x 60ml R4: 1 x 5ml	2-8°C
Albumin	BCG (Ready to Use)	Mono LS	BXC0222A	R1: 2 x 60ml R4: 1 x 5ml	RT
Albumin	BCG (Ready to Use)	Mono LS	BXC0222B	R1: 6 x 60ml R4: 1 x 5ml	RT
Aldolase	GDH/TIM (UV)	Lyo	BXC0391A	R1: 5 x 20ml R2: 2 x 1ml R3:1 x 0.5ml	2-8°C
Alkaline Phosphatase	Colorimetric	LS	BXC0183A	R1: 1 x 50ml R2: 2 x 125ml R4: 1 x 5ml	2-8°C
Alkaline Phosphatase	AMP (IFCC)	LS	BXC0184A	R1: 5 x 25ml R2: 1 x 25ml	2-8°C
Alkaline Phosphatase	AMP (IFCC)	LS	BXC0184B	R1: 5 x 50ml R2: 1 x 50ml	2-8°C
Alkaline Phosphatase	AMP (IFCC)	LS	BXC0184C	R1: 5 x 100ml R2: 1 x 100ml	2-8°C
Alkaline Phosphatase	DEA (DGKC)	LS	BXC0185A	R1: 5 x 25ml R2: 1 x 25ml	2-8°C
Alkaline Phosphatase	DEA (DGKC)	LS	BXC0185B	R1: 5 x 50ml R2: 1 x 50ml	2-8°C
Alkaline Phosphatase	DEA (DGKC)	LS	BXC0185C	R1: 5 x 100ml R2: 1 x 100ml	2-8°C
Alkaline Phosphatase	DEA (DGKC) 4+1	LS	BXC0187A	R1: 1 x 100ml R2: 1 x 25ml	2-8°C
Alkaline Phosphatase	DEA (DGKC)	Lyo	BXC0181A	R1: 5 x 20ml R2: 5 x 20ml	2-8°C
Alkaline Phosphatase	DEA (DGKC)	Lyo	BXC0181C	R1: 1 x 105ml R2: 10 x 10ml	2-8°C
Alkaline Phosphatase	DEA (DGKC)	Lyo	BXC0181D	R1: 1 x 65ml R2: 20 x 3ml	2-8°C
Alkaline Phosphatase	AMP (IFCC)	Lyo	BXC0182A	R1: 1 x 105ml R2: 5 x 20ml	2-8°C
Alkaline Phosphatase	AMP (IFCC)	Lyo	BXC0182D	R1: 1 x 105ml R2: 10 x 10ml	2-8°C
Alpha-1-Acid Glycoprotein	Immunoturbidimetric	LS	BXC0890A	R1: 1 x 20ml R2: 1 x 4ml	2-8°C
Alpha-1-Antitrypsin	Immunoturbidimetry without sample pre-dilution	STOOL	BXC0189A	R1: 2 x 20ml R2: 1 x 8ml	2-8°C

Description	Method	Format	Cat No.	Size	Storage
Alpha-1-Antitrypsin	Immunoturbidimetric (Without Sample Pre-dilution)	LS	BXC0190A	R1: 1 x 20ml R2: 1 x 4ml	2-8°C
Alpha-1-Antitrypsin	Immunoturbidimetric (Without Sample Pre-dilution)	LS	BXC0190B	R1: 2 x 20ml R2: 1 x 8ml	2-8°C
Alpha-1-Microglobulin	Immunoturbidimetric (Without Sample Pre-dilution)	LS	BXC0888A	R1: 1 x 20ml R2: 1 x 4ml	2-8°C
Alpha-1-Microglobulin	Immunoturbidimetric (Without Sample Pre-dilution)	LS	BXC0888B	R1: 2 x 20ml R2: 1 x 8ml	2-8°C
ALT (GPT)	Colorimetric (Standard)	LS	BXC0212A	R1: 1 x 125ml R2: 1 x 125ml R4: 1 x 5ml R6:1 x 100ml	2-8°C
ALT (GPT)	IFCC	LS	BXC0213A	R1: 1 x 100ml R2: 1 x 20ml	2-8°C
ALT (GPT)	IFCC	LS	BXC0213D	R1: 2 x 100ml R2: 2 x 20ml	2-8°C
ALT (GPT)	IFCC	LS	BXC0213F	R1: 5 x 100ml R2: 1 x 100ml	2-8°C
ALT (GPT)	Colorimetric (Table)	LS	BXC0214A	R1: 1 x 100ml R2: 1 x 100ml	2-8°C
ALT (GPT)	DGKC 4+1	LS	BXC0215A	R1: 1 x 100ml R2: 1 x 25ml	2-8°C
ALT (GPT)	DGKC 4+1	LS	BXC0215B	R1: 2 x 100ml R2: 2 x 25ml	2-8°C
ALT (GPT)	IFCC	Lyo	BXC0211B	R1: 2 x 105ml R2: 10 x 20ml	2-8°C
ALT (GPT)	IFCC	Lyo	BXC0211C	R1: 1 x 105ml R2: 10 x 10ml	2-8°C
ALT (GPT)	IFCC	Lyo	BXC0211D	R1: 5 x 50ml R2: 5 x 50ml	2-8°C
ALT (GPT)	IFCC	Lyo	BXC0211E	R1: 1 x 45ml R2: 20 x 2ml	2-8°C
Ammonia	GLDH	Mono LS	BXC0376A	R1: 10 x 10ml R4: 1 x 1ml Controls: 2 x 1ml	2-8°C
Amylase	EPS-pNPG7 IFCC	LS	BXC0563A	R1: 1 x 25ml R2: 1 x 5ml	2-8°C
Amylase	EPS-pNPG7 IFCC	LS	BXC0563B	R1: 2 x 25ml R2: 2 x 5ml	2-8°C
Amylase	EPS-pNPG7 IFCC	LS	BXC0563D	R1: 1 x 100ml R2: 1 x 20ml	2-8°C
Amylase	Benzylidene Blocked-pNPG7	Lyo	BXC0561A	R1: 1 x 30ml R2: 5 x 5ml	2-8°C
Amylase	CNPG3	Mono LS	BXC0562A	R1: 6 x 10ml	2-8°C
Amylase	CNPG3	Mono LS	BXC0562B	R1: 10 x 10ml	2-8°C
Amylase, Pancreatic	EPS-pNPG7 IFCC	LS	BXC0564A	R1: 5 x 10ml R2: 5 x 2ml	2-8°C
Angiotensin Converting Enzyme (ACE)	FAPGG (Kinetic)	Mono LS	BXC0176A	R1: 5 x 10ml R4: 1 x 1ml	2-8°C
Anti Thrombin-III	Immunoturbidimetric (Without Sample Pre-dilution)	LS	BXC0429A	R1: 2 x 20ml R2: 1 x 8ml	2-8°C
Anti-CCP	Turbilatex	LS	BXC0379A	R1: 1 x 30ml R2: 1 x 10ml R4: 6 x 1 x 0.5ml	2-8°C
Anti-CCP	Turbilatex	LS	BXC0379C	R1: 1 x 30ml R2: 1 x 10ml R4: 1 x 1ml(1x1ml L6)	2-8°C
Anti-CCP	Turbilatex	LS	BXC0379D	R1: 1 x 30ml R2: 1 x 10ml	2-8°C
Anti-CCP **USA ONLY**	Turbilatex	LS	BXC0379B	R1: 1 x 30ml R2: 1 x 10ml R4: 6 x 1 x 1ml	2-8°C
Apolipoprotein A1	Immunoturbidimetric (Without Sample Pre-dilution)	LS	BXC0411A	R1: 2 x 20ml R2: 1 x 8ml	2-8°C
Apolipoprotein B	Immunoturbidimetric (Without Sample Pre-dilution)	LS	BXC0412A	R1: 2 x 20ml R2: 1 x 8ml	2-8°C
ASO	Turbidimetric Single Point	LS	BXC0501A	R1: 1 x 40ml R2: 1 x 10ml R4: 1 x 1ml	2-8°C

Description	Method	Format	Cat No.	Size	Storage
ASO	Turbidimetric Single Point	LS	BXC0501B	R1: 2 x 40ml R2: 2 x 10ml R4: 1 x 1ml	2-8°C
ASO	Turbidimetric Single Point	LS	BXC0501C	R1: 4 x 40ml R2: 4 x 10ml R4: 1 x 1ml	2-8°C
AST (GOT)	Colorimetric (Standard)	LS	BXC0202A	R1: 1 x 125ml R2: 1 x 125ml R4: 1 x 5ml R6:1 x 100ml	2-8°C
AST (GOT)	IFCC	LS	BXC0203A	R1: 1 x 100ml R2: 1 x 20ml	2-8°C
AST (GOT)	IFCC	LS	BXC0203D	R1: 2 x 100ml R2: 2 x 20ml	2-8°C
AST (GOT)	IFCC	LS	BXC0203F	R1: 5 x 100ml R2: 1 x 100ml	2-8°C
AST (GOT)	Colorimetric (Table)	LS	BXC0204A	R1: 1 x 100ml R2: 1 x 100ml	2-8°C
AST (GOT)	DGKC 4+1	LS	BXC0205A	R1: 1 x 100ml R2: 1 x 25ml	2-8°C
AST (GOT)	DGKC 4+1	LS	BXC0205B	R1: 2 x 100ml R2: 2 x 25ml	2-8°C
AST (GOT)	IFCC	Lyo	BXC0201B	R1: 2 x 105ml R2: 10 x 20ml	2-8°C
AST (GOT)	IFCC	Lyo	BXC0201C	R1: 1 x 105ml R2: 10 x 10ml	2-8°C
AST (GOT)	IFCC	Lyo	BXC0201D	R1: 5 x 50ml R2: 5 x 50ml	2-8°C
AST (GOT)	IFCC	Lyo	BXC0201E	R1: 1 x 45ml R2: 20 x 2ml	2-8°C
Beta-2-Microglobulin	Turbilatex	LS	BXC0090A	R1: 2 x 11ml R2: 2 x 4.3ml CAL: 4 x 1 x0.5ml	2-8°C
Beta-Hydroxybutyrate	3-HBDH/NAD	Lyo	BXC0545A	R1: 1 x 50ml R2: 5 x 10ml R4: 1 x 5ml	2-8°C
Bile Acids	Enzymatic	LS	BXC0581A	R1: 1 x 65ml R2: 1 x 20ml R3:6 x 10ml	2-8°C
Bile Acids	3-α-HSD	LS	BXC0584A	R1: 1 x 30ml R2: 1 x 10ml R4:1 x 2ml	2-8°C
Bilirubin	Direct	LS	BXC0191A	R1: 2 x 50ml R2: 1 x 25ml	RT
Bilirubin	Direct	LS	BXC0191B	R1: 2 x 100ml R2: 1 x 50ml	RT
Bilirubin	Total	LS	BXC0192A	R1: 2 x 50ml R2: 1 x 25ml	RT
Bilirubin	Total	LS	BXC0192B	R1: 2 x 100ml R2: 1 x 50ml	RT
Bilirubin	Total & Direct Manual	LS	BXC0193A	R1: 1 x 100ml R2: 1 x 100ml R3: 1 x 50ml / 1 x 10ml	RT
Bilirubin	Total & Direct Manual	LS	BXC0193B	R1: 2 x 100ml R2: 2 x 100ml R3:1 x 100ml /1 x 20ml	RT
Bilirubin Direct	Vanadate Oxidation	LS	BXC0104A	R1: 2 x 70ml R2: 2 x 18ml	12-25°C
Bilirubin Total	Vanadate Oxidation	LS	BXC0105A	R1: 2 x 70ml R2: 2 x 18ml	2-8°C
Blood Alcohol	UV	LS	BXC0491A	R1: 3 x 20ml R2: 2 x 5ml R4: 1 x 2ml	2-8°C
C1 Inactivator	Immunoturbidimetric (Without Sample Pre-dilution)	LS	BXC0170A	R1: 1 x 20ml R2: 1 x 4ml	2-8°C
Calcium	AMP/CPC	LS	BXC0291A	R1: 1 x 125ml R2: 1 x 125ml R3:1 x 12.5ml R4: 1 x 5ml	15-25°C
Calcium	Arsenazo	Mono LS	BXC0292A	R1: 2 x 125ml R4: 1 x 5ml	15-25°C
Ceruloplasmin	Immunoturbidimetric (Without Sample Pre-dilution)	LS	BXC0765A	R1: 1 x 20ml R2: 1 x 4ml	2-8°C
Chloride	Thiocyanate	Mono LS	BXC0281A	R1: 2 x 60ml STD L:1 x 5ml STD H:1 x 5ml	15-25°C

Description	Method	Format	Cat No.	Size	Storage
Cholesterol	CHOD-PAP	Lyo	BXC0262A	R1: 2 x 105ml R2: 10 x 20ml R4: 1 x 5ml	2-8°C
Cholesterol	CHOD-PAP	Lyo	BXC0262B	R1: 10 x 50ml R2: 10 x 50ml R4: 1 x 5ml	2-8°C
Cholesterol	CHOD-PAP	Mono LS	BXC0261A	R1: 2 x 60ml R4: 1 x 5ml	2-8°C
Cholesterol	CHOD-PAP	Mono LS	BXC0261B	R1: 6 x 60ml R4: 1 x 5ml	2-8°C
Cholesterol	CHOD-PAP	Mono LS	BXC0261C	R1: 8 x 250ml R4: 1 x 5ml	2-8°C
Cholesterol	CHOD-PAP	Mono LS	BXC0261D	R1: 4 x 250ml R4: 1 x 5ml	2-8°C
Cholinesterase	Butyryl (DGKC)	LS	BXC0801A	R1: 5 x 20 R2: 2 x 10ml	2-8°C
Citrate (Urinary)	Enzymatic Colorimetric	LS	BXC0120A	R1: 2 x 10ml R2: 1 x 2ml R3: 2 x 10ml R4: 1 x 5ml Controls: 2 x 3ml	2-8°C
CK-MB	Immunoinhibition	LS	BXC0452A	R1: 1 x 25ml R2: 1 x 5ml	2-8°C
CK-MB	Immunoinhibition	LS	BXC0452B	R1: 2 x 25ml R2: 2 x 5ml	2-8°C
CK-MB	Immunoinhibition	LS	BXC0452C	R1: 10 x 3ml R2: 1 x 6ml	2-8°C
CK-MB	Immunoinhibition	Lyo	BXC0451A	R1: 1 x 35ml R2: 10 x 2.5ml R3:1 x 2ml	2-8°C
CK-MB	Immunoinhibition	Lyo	BXC0451B	R1: 1 x 105ml R2: 10 x 10ml R3:1 x 2ml	2-8°C
CK-MB	Immunoinhibition	Lyo	BXC0451C	R1: 1 x 15ml R2: 5 x 2.5ml R3:1 x 2ml	2-8°C
CK-MB 4+1	Immunoinhibition	LS	BXC0458A	R1: 1 x 20ml R2: 1 x 4ml	2-8°C
CK-MB 4+1	Immunoinhibition	LS	BXC0458B	R1: 2 x 20ml R2: 1 x 10ml	2-8°C
CK-nac	Nac Activation, Serum Start, DGKC	LS	BXC0252A	R1: 2 x 25ml R2: 2 x 5ml	2-8°C
CK-nac	Nac Activation, Serum Start, DGKC	LS	BXC0252B	R1: 2 x 50ml R2: 2 x 10ml	2-8°C
CK-nac	Nac Activation, Serum Start, DGKC	LS	BXC0252C	R1: 6 x 10ml R2: 1 x 12ml	2-8°C
CK-nac	Nac Activation, Serum Start, IFCC	Lyo	BXC0251B	R1: 1 x 105ml R2: 10 x 10ml	2-8°C
CK-nac	Nac Activation, Serum Start, IFCC	Lyo	BXC0251D	R1: 1 x 35ml R2: 10 x 2.5ml	2-8°C
CK-nac 4+1	Nac Activation, Serum Start, DGKC	LS	BXC0253A	R1: 2 x 20ml R2: 1 x 10ml	2-8°C
CK-nac 4+1	Nac Activation, Serum Start, DGKC	LS	BXC0253B	R1: 2 x 40ml R2: 1 x 20ml	2-8°C
CO2 (Bicarbonate)	Enzymatic	Mono LS	BXC0152A	R1: 10 x 5ml R4: 1 x 1ml	2-8°C
CO2 (Bicarbonate)	Enzymatic	Mono LS	BXC0152B	R1: 10 x 10ml R4: 1 x 1ml	2-8°C
Complement C3	Immunoturbidimetric (Without Sample Pre-dilution)	LS	BXC0851A	R1: 2 x 20ml R2: 1 x 8ml	2-8°C
Complement C4	Immunoturbidimetric (Without Sample Pre-dilution)	LS	BXC0861A	R1: 2 x 20ml R2: 1 x 8ml	2-8°C
Copper	DBP (Colorimetric)	Mono LS	BXC0341A	R1: 2 x 25ml R4: 1 x 5ml	2-8°C
Copper (Urinary)	DBP (Colorimetric)	LS	BXC0342A	R1: 2 x 25ml R2: 1 x 10ml R4: 1 x 5ml	2-8°C
Copper (Urinary)	DBP (Colorimetric)	Mono LS	BXC0343A	R1: 2 x 25ml R4: 1 x 5ml	2-8°C
Creatinine	Jaffe without Deproteinization	LS	BXC0111A	R1: 1 x 120ml R2: 1 x 120ml R4: 1 x 5ml	RT
Creatinine	Jaffe without Deproteinization	LS	BXC0111B	R1 3 x 60ml R2 3 x 60ml R4 1 x 5ml	RT

Description	Method	Format	Cat No.	Size	Storage
Creatinine	Jaffe with Deproteinization	LS	BXC0112A	R1: 1 x 120ml R2: 1 x 120ml R4: 1 x 35ml	15-25°C
Creatinine	Jaffe without Deproteinization (One Month Stability)	LS	BXC0117A	R1: 1 x 120ml R2: 1 x 120ml R4: 1 x 5ml	2-8°C
Creatinine	Enzymatic, SOX	LS	BXC0113A	R1: 1 x 50ml R2: 1 x 25ml R4: 1 x 1ml	2-8°C
Creatinine	Enzymatic, SOX	LS	BXC0113B	R1: 2 x 50ml R2: 2 x 25ml R4: 1 x 1ml	2-8°C
Creatinine	Enzymatic, SOX	LS	BXC0113C	R1: 2 x 100ml R2: 2 x 50ml R4: 1 x 1ml	2-8°C
Creatinine TCA Concentrate	For Deproteinization	LS	BXC0114A	R1: 1 x 120ml	2-8°C
CRP	Immunoturbidimetric, (Linearity 280mg/L)	LS	BXC0384A	R1: 2 x 20ml R2: 1 x 8ml R4: 1 x 1ml(L6)	2-8°C
CRP	Immunoturbidimetric, Multipoint (Linearity 280mg/L)	LS	BXC0384B	R1: 2 x 20ml R2: 1 x 8ml R4: 1 x 6 x1ml	2-8°C
CRP (Ultra Sensitive)	Immunoturbidimetric, Multipoint	LS	BXC0383A	R1: 1 x 16ml R2: 1 x 4ml R4: 1 x 200ul	2-8°C
CRP Full Range	Turbilatex Full Range (Linearity 150mg/L)	LS	BXC0382A	R1: 1 x 40ml R2: 1 x 10ml R4: 1 x 1ml(L6)	2-8°C
CRP Full Range	Turbilatex Full Range (Linearity 150mg/L)	LS	BXC0382B	R1: 2 x 40ml R2: 2 x 10ml R4: 1 x 1ml(L6)	2-8°C
CRP Full Range	Turbilatex Full Range (Linearity 150mg/L)	LS	BXC0382C	R1: 4 x 40ml R2: 4 x 10ml R4: 1 x 1ml(L6)	2-8°C
CRP Full Range	Turbilatex Full Range (Linearity 150mg/L) No Calibrator	LS	BXC0382D	R1: 1 x 40ml R2: 1 x 10ml	2-8°C
CRP Full Range	Turbilatex Full Range (Linearity 150mg/L) No Calibrator	LS	BXC0382E	R1: 2 x 40ml R2: 2 x 10ml	2-8°C
CRP Full Range	Turbilatex Full Range (Linearity 150mg/L) No Calibrator	LS	BXC0382F	R1: 4 x 40ml R2: 4 x 10ml	2-8°C
Cystatin-C	Turbidimetric	LS	BXC0777A	R1: 1 x 20ml R2: 1 x 4ml	2-8°C
D3-Hydroxybutyrate	3-HBDH/NAD	LS	BXC0542A	R1: 1 x 50ml R2: 1 x 8ml R4: 1 x 3ml	2-8°C
D3-Hydroxybutyrate	3-HBDH/NAD	Lyo	BXC0541A	R1: 1 x 50ml R2: 5 x 10ml R4: 1 x 3ml	2-8°C
D-Dimer	Immunoturbidimetric, Multipoint	LS	BXC0787A	R1: 1 x 15ml R2: 1 x 5ml; 1x1ml calibrator	2-8°C
D-Dimer	Immunoturbidimetric, Multipoint	LS	BXC0787B	R1: 1 x 30ml R2: 1 x 10ml;1x1ml calibrator	2-8°C
Drabkins Solution (For use with BXC0551A)		LS	BXC0552A	R1: 4 x 200ml	RT
Ferritin	Turbidimetric	LS	BXC0441A	R1: 1 x 20ml R2: 1 x 5ml R4: 1 x 1ml	2-8°C
Fibrinogen	Immunoturbidimetric, Multipoint	LS	BXC0442A	R1: 2 x 20ml R2: 1 x 8ml	2-8°C
Fructosamine	Nitroblue Tetrazolium (NBT)	LS	BXC0591A	R1: 3 x 6ml R2: 3 x 14ml	2-8°C
GGT	Carboxy	LS	BXC0362A	R1: 1 x 60ml R2: 1 x 12ml	2-8°C
GGT	Carboxy	LS	BXC0362D	R1: 2 x 60ml R2: 2 x 12ml	2-8°C
GGT	Carboxy	Lyo	BXC0361A	R1: 1 x 60ml R2: 5 x 10ml	2-8°C
Glucose	Hexokinase	LS	BXC0103A	R1: 5 x 25ml R2: 1 x 25ml R4: 1 x 5ml	2-8°C
Glucose	GOD-PAP	Lyo	BXC0102A	R1: 4 x 250ml R2: 4 x 250ml R4: 1 x 5ml	2-8°C
Glucose	GOD-PAP	Lyo	BXC0102B	R1: 10 x 500ml R2: 10 x 500ml R4: 1 x 5ml	2-8°C
Glucose	GOD-PAP	Mono LS	BXC0101A	R1: 6 x 60ml R4: 1 x 5ml	2-8°C

Description	Method	Format	Cat No.	Size	Storage
Glucose	GOD-PAP	Mono LS	BXC0101B	R1: 6 x 125ml R4: 1 x 5ml	2-8°C
Glucose	GOD-PAP	Mono LS	BXC0101C	R1: 2 x 500ml R4: 1 x 5ml	2-8°C
Glucose	GOD-PAP	Mono LS	BXC0101D	R1: 4 x 250ml R4: 1 x 5ml	2-8°C
Glucose	GOD-PAP	Mono LS	BXC0101E	R1: 10 x 500ml R4: 1 x 5ml	2-8°C
Glucose-6-Phosphate Dehydrogenase	Digitonin (UV)	Lyo	BXC0571A	R1: 2 x 50ml R2: 1 x 2ml R3:1 x 2ml R4: 1 x 20ml	2-8°C
Glucose-6-Phosphate Dehydrogenase	UV VISUAL	Lyo	BXC0574A	25T	2-8°C
Glucose-6-Phosphate Dehydrogenase	UV VISUAL	Lyo	BXC0574B	50T	2-8°C
Glucose-6-Phosphate Dehydrogenase	UV VISUAL	Lyo	BXC0574C	100T	2-8°C
Glucose-6-Phosphate Dehydrogenase	UV VISUAL	Lyo	BXC0574D	500T	2-8°C
Glucose-6-Phosphate Dehydrogenase	UV VISUAL	Lyo	BXC0574E	800T	2-8°C
Glucose-Fructose Kit	Colorimetric	LS	BXC0100A	50T	2-8°C
Glutathione Peroxidase	Cumene Hydroperoxide	Lyo	BXC0551A	R1: 1 x 70ml R2: 5 x 10ml R3:1 x 1ml R6:2 x 200ml R7:1 x 200ml	2-8°C
Glutathione Reductase	UV	Lyo	BXC0853A	R1: 1 x 50ml R2: 5 x 5ml R3: 5 x 3ml	2-8°C
Glycohaemoglobin	Colorimetric	LS	BXC0650A	R1: 1 x 60ml R2: 1 x 10ml R4: 1 x 1ml	2-8°C
Glycohaemoglobin	Colorimetric	LS	BXC0650B	R1: 3 x 100ml R2: 1 x 50ml R4: 1 x 1ml	2-8°C
Haemoglobin	Drabkin's (Concentrate)	Mono LS	BXC0482A	R1: 1 x 1000ml R4: 1 x 1ml	2-8°C
Haemoglobin	Drabkin's (Concentrate)	Mono LS	BXC0482B	R1: 3 x 1000ml R4: 1 x 1ml	2-8°C
Haptoglobin	Immunoturbidimetric (Without Sample Pre-dilution)	LS	BXC0496A	R1: 2 x 20ml R2: 1 x 8ml	2-8°C
HbA1c	Direct Enzymatic	LS	BXC0672A	R1: 1 x 21ml R2: 1 x 9ml R3:1 x 20 ml	2-8°C
HbA1c Modified Enzymatic	Modified Enzymatic	LS	BXC0670A	R1: 1 x 30ml R2: 1 x 10ml R3: 2 x 120ml R4: 2 x 0.5ml	2-8°C
HbA1c Modified Enzymatic	Modified Enzymatic	LS	BXC0670C	R1: 1 x 30ml R2: 1 x 10ml R3: 2 x 120ml	2-8°C
HDL Cholesterol	Direct (without Calibrator)	LS	BXC0421A	R1: 3 x 10ml R2: 1 x 10ml	2-8°C
HDL Cholesterol	Direct (without Calibrator)	LS	BXC0421B	R1: 6 x 30ml R2: 3 x 20ml	2-8°C
HDL Cholesterol	Direct (without Calibrator)	LS	BXC0421C	R1: 4 x 70ml R2: 2 x 50ml	2-8°C
HDL Cholesterol	Direct with Calibrator	LS	BXC0421D	R1: 3 x 10ml R2: 1 x 10ml R4: 1 x 1ml	2-8°C
HDL Cholesterol	Direct with Calibrator	LS	BXC0421E	R1: 6 x 30ml R2: 3 x 20ml R4: 1 x 1ml	2-8°C
HDL Cholesterol	Direct with Calibrator	LS	BXC0421F	R1: 4 x 70ml R2: 2 x 50ml R4: 1 x 1ml	2-8°C
HDL Cholesterol	Direct with Calibrator	LS	BXC0421G	R1: 4 x 125ml R2: 2 x 85ml R4: 1 x 1ml	2-8°C
HDL Cholesterol	Precipitant	Mono LS	BXC0422A	R1: 2 x 60ml R4: 1 x 5ml	15-25°C
Homocysteine	Enzymatic UV	LS	BXC0690A	R1: 1 x 16ml R2: 1 x 4ml	2-8°C
Human FREE Kappa Light Chains	Turbilatex	LS	BXC0332A	R1: 1 x 22ml R2: 1 x 7ml; R4: 5 x 1ml	2-8°C

Description	Method	Format	Cat No.	Size	Storage
Human FREE Lambda Light Chains	Turbilatex	LS	BXC0380A	R1: 1 x 22ml R2: 1 x 7ml; R4: 5 x 1ml	2-8°C
IgA	Immunoturbidimetric (Without Sample Pre-dilution)	LS	BXC0701A	R1: 2 x 20ml R2: 1 x 8ml	2-8°C
IgE	Immunoturbidimetric (Without Sample Pre-dilution)	LS	BXC0751A	R1: 1 x 30ml R2: 1 x 10ml R4: 1 x 1ml	2-8°C
IgG	Immunoturbidimetric (Without Sample Pre-dilution)	LS	BXC0721A	R1: 2 x 20ml R2: 1 x 8ml	2-8°C
IgM	Immunoturbidimetric (Without Sample Pre-dilution)	LS	BXC0731A	R1: 2 x 20ml R2: 1 x 8ml	2-8°C
Iron	Ferrene	LS	BXC0232A	R1 2 x 125ml R2 1 x 65ml R4: 1 x 5ml	2-8°C
Iron	Ferrozine	LS	BXC0235A	R1: 2 x 40ml R2: 2 x 10ml R4: 1 x 5ml	2-8°C
Iron	Ferrozine	LS	BXC0235B	R1: 4 x 40ml R2: 2 x 20ml R4: 1 x 5ml	2-8°C
Iron	Chromazurol B	Mono LS	BXC0236A	R1: 2 x 50ml R4: 1 x 5ml	2-8°C
Iron/UIBC	Ferrene	LS	BXC0234A	A:1 x 100ml B:2 x 15ml C:1 x 10ml D:1 x 10ml E:1 x 10ml F:1 x 100ml G:1 x 5ml	2-8°C
Kappa Light Chains	Immunoturbidimetric (Without Sample Pre-dilution)	LS	BXC0331A	R1: 2 x 20ml R2: 1 x 8ml	2-8°C
Lactate	Enzymatic (Colorimetric)	Lyo	BXC0621A	R1: 1 x 105ml R2: 16 x 6ml R4: 1 x 5ml	2-8°C
Lactate	Enzymatic (Colorimetric)	Mono LS	BXC0622A	R1: 2 x 50ml R4: 1 x 5ml	2-8°C
Lactate Dehydrogenase	Lactate -> Pyruvate, DGKC	LS	BXC0243A	R1: 5 x 20ml R2: 1 x 20ml	2-8°C
Lactate Dehydrogenase	Lactate -> Pyruvate, DGKC	LS	BXC0243B	R1: 10 x 10ml R2: 2 x 10ml	2-8°C
Lactate Dehydrogenase (LD)	Pyruvate -> Lactate, DGKC	LS	BXC0242A	R1: 5 x 20ml R2: 1 x 20ml	2-8°C
Lactate Dehydrogenase (LD)	Pyruvate -> Lactate, DGKC	LS	BXC0242B	R1: 10 x 10ml R2: 2 x 10ml	2-8°C
Lambda Light Chains	Immunoturbidimetric (Without Sample Pre-dilution)	LS	BXC0381A	R1: 2 x 20ml R2: 1 x 8ml	2-8°C
LDL Cholesterol	Direct (without Calibrator)	LS	BXC0431A	R1: 3 x 10ml R2: 1 x 10ml	2-8°C
LDL Cholesterol	Direct (without Calibrator)	LS	BXC0431B	R1: 6 x 30ml R2: 3 x 20ml	2-8°C
LDL Cholesterol	Direct (without Calibrator)	LS	BXC0431C	R1: 4 x 70ml R2: 2 x 50ml	2-8°C
LDL Cholesterol	Direct (with Calibrator)	LS	BXC0431D	R1: 3 x 10ml R2: 1 x 10ml R4: 1 x 1ml	2-8°C
LDL Cholesterol	Direct (with Calibrator)	LS	BXC0431E	R1: 6 x 30ml R2: 3 x 20ml R4: 1 x 1ml	2-8°C
LDL Cholesterol	Direct (with Calibrator)	LS	BXC0431F	R1: 4 x 70ml R2: 2 x 50ml R4: 1 x 1ml	2-8°C
LDL Cholesterol	Precipitant	Mono LS	BXC0432A	R1: 2 x 60ml R4: 1 x 5ml	2-8°C
L-Glutamate	Enzymatic (UV)	LS	BXC0061A	R1:4x20ml	2-8°C
Lipase	Colorimetric	LS	BXC0511A	R1: 2 x 10ml R2: 1 x 10ml R4: 1 x 3ml	2-8°C
Lipase (UV)	Triacylglycerol Lipase	Lyo	BXC0512A	R1: 1 x 35ml R2: 10 x 2.5ml R4: 1 x 3ml	2-8°C
Lipoprotein (a)	Immunoturbidimetric (Without Sample Pre-dilution)	LS	BXC0130A	R1: 2 x 20ml R2: 1 x 8ml	2-8°C
Lithium	Enzymatic	LS	BXC0125A	R1: 1 x 20ml R2: 1 x 10ml	2-8°C
Lithium Calibrator	Only for Enzymatic Lithium	LS	BXC0141A	1 x2x1ml	2-8°C

Description	Method	Format	Cat No.	Size	Storage
L-Lactic Acid	UV	Lyo	BXC0119A	R1: 1 x 50ml R2: 4 x 10ml R3: 1 x 1ml R4: 1 x 5ml	2-8°C
L-Malic Acid	UV	LS	BXC0118A	R1: 1 x 50ml R2: 4 x 10ml R3: 1 x 1ml R4: 1 x 5ml	2-8°C
Magnesium	Calmagite	LS	BXC0351A	R1: 1 x 60ml R2: 1 x 60ml R4: 1 x 5ml	15-25°C
Magnesium	Calmagite	LS	BXC0351B	R1: 2 x 20ml R2: 2 x 20ml R4: 1 x 5ml	15-25°C
Magnesium	Xylidyl Blue	Mono LS	BXC0352A	R1: 2 x 60ml R4: 1 x 5ml	15-25°C
Magnesium	Xylidyl Blue	Mono LS	BXC0352B	R1: 6 x 60ml R4: 1 x 5ml	15-25°C
Magnesium	Arsenazo	Mono LS	BXC0353A	R1: 2 x 60ml R4: 1 x 5ml	15-25°C
Methanol in Body Fluid	UV	LS	BXC0495A	R1: 3 x 20ml R2: 2 x 5ml R4: 1 x 2ml	2-8°C
Microalbumin	Immunoturbidimetric (Without Sample Pre-dilution)	LS	BXC0471A	R1: 1 x 50ml R2: 1 x 10ml R4: 5 x 1ml(C1-C5)	2-8°C
Myoglobin	Immunoturbidimetric (Without Sample Pre-dilution)	LS	BXC0485A	R1: 1 x 20ml R4: 1 x 5ml	2-8°C
NEFA	UV Colorimetric	LS	BXC0477A	R1: 1 x 40 ml R2: 1 x 10ml R4: 1 x 1ml	2-8°C
NEFA	UV Colorimetric	LS	BXC0477B	R1: 2 x 40 ml R2: 1 x 20ml R4: 1 x 1ml	2-8°C
Oxalate (Urinary)	Enzymatic Colorimetric	LS	BXC0129A	R1: 1x10ml R2: 1x1ml R3: 1x20ml R4: 1x5ml Controls: 2x3ml (Charcoal 1 Vial)	2-8°C
Phosphorus (Inorganic)	Molybdate	LS	BXC0301A	R1: 2 x 30ml R2: 2 x 70ml R4: 1 x 5ml	15-25°C
Phosphorus (Inorganic)	Molybdate	Mono LS	BXC0302A	R1: 5 x 20ml R4: 1 x 5ml	15-25°C
Potassium	TPB (Colorimetric)	LS	BXC0132A	R1: 1 x 30ml R2: 1 x 30ml R3:1 x 60ml R4: 1 x 5ml	2-8°C
Potassium	Enzymatic	LS	BXC0135A	R1: 4 x 20ml R2: 2 x 10ml R4: 2 x 5ml	2-8°C
Potassium	TPB (Colorimetric)	Mono LS	BXC0138A	R1: 5 x 20ml R4: 1 x 5ml	15-25°C
Potassium	TPB (Colorimetric)	Mono LS	BXC0138B	R1: 10 x 20ml R4: 1 x 5ml	15-25°C
Pre-Albumin	Immunoturbidimetric (Without Sample Pre-dilution)	LS	BXC0449A	R1: 2 x 20ml R4: 1 x 8ml	2-8°C
Procalcitonin	Turbilatex	LS	BXC0590A	R1: 1 x 30ml R2: 1 x 10ml	2-8°C
Renal Calculi (Kidney Stone Analysis)	Colorimetric	LS	BXC0951A	100 Tests	RT
RF	Turbidimetric, Multi-point	LS	BXC0611A	R1: 1 x 40ml R2: 1 x 10ml R4: 1 x 2ml	2-8°C
RF	Turbidimetric, Multi-point	LS	BXC0611B	R1: 2 x 40ml R2: 2 x 10ml R4: 1 x 2ml	2-8°C
RF	Turbidimetric, Multi-point	LS	BXC0611C	R1: 4 x 40ml R2: 4 x 10ml R4: 1 x 2ml	2-8°C
Sodium	Enzymatic	LS	BXC0142A	R1: 2 x 20ml R2: 2 x 10ml R4: 2 x 5ml	2-8°C
Sodium	Colorimetric, Enzymatic	Mono LS	BXC0146A	R1: 5 x 20ml R4: 2 x 5ml	2-8°C
Superoxide Dismutase	Xanthine	Lyo	BXC0531A	R1: 5 x 20ml R2: 1 x 100ml R3:3 x 10ml R4: 5 x 10ml R6:2 x 125ml	2-8°C
TIBC	Ion Saturation Method	LS	BXC0233A	R1: 1 x 100ml R2: 1 x 20g	RT
TIBC	DIRECT	LS	BXC0237A	R1: 1 x 50ml R2: 1 x 15ml	2-8°C

Description	Method	Format	Cat No.	Size	Storage
Total Antioxidant Status (TAS)	Enzymatic Colorimetric	LS	BXC0553A	R1: 1 x 50ml R2: 1 x 10ml R4: 1 x 1ml	2-8°C
Total Lipid (Colorimetric)	Sulpho Phospho Vanillin	LS	BXC0263A	R1: 2 x 100ml R4: 1 x 10ml	RT
Total Protein	Biuret (Concentrate)	LS	BXC0171A	R1: 4 x 125ml R2: 1 x 50ml R4: 1 x 5ml	RT
Total Protein	Biuret (Ready To Use, Monoliquid)	Mono LS	BXC0173A	R1: 2 x 60ml R4: 1 x 5ml	RT
Total Protein	Biuret (Ready To Use, Monoliquid)	Mono LS	BXC0173B	R1: 6 x 60ml R4: 1 x 5ml	RT
Transferrin	Immunoturbidimetric (Without Sample Pre-dilution)	LS	BXC0741A	R1: 2 x 20ml R2: 1 x 8ml	2-8°C
Triglycerides	GPO-PAP	Lyo	BXC0272A	R1: 1 x 105ml R2: 10 x 10ml R4: 1 x 5ml	2-8°C
Triglycerides	GPO-PAP	Lyo	BXC0272B	R1: 2 x 105ml R2: 10 x 20ml R4: 1 x 5ml	2-8°C
Triglycerides	GPO-PAP	Lyo	BXC0272C	R1: 4 x 50ml R2: 4 x 50ml R4: 1 x 5ml	2-8°C
Triglycerides	GPO-PAP	Mono LS	BXC0271A	R1: 2 x 60ml R4: 1 x 5ml	2-8°C
Triglycerides	GPO-PAP	Mono LS	BXC0271B	R1: 4 x 60ml R4: 1 x 5ml	2-8°C
Triglycerides	GPO-PAP	Mono LS	BXC0271C	R1: 5 x 20ml R4: 1 x 5ml	2-8°C
Triglycerides	GPO-PAP	Mono LS	BXC0271D	R1: 12 x 60ml R4: 1 x 5ml	2-8°C
Troponin-I	Turbidimetric	LS	BXC0469A	R1: 1 x 40ml R2: 1 x 10ml	2-8°C
Troponin-I	Turbidimetric	LS	BXC0469B	R1: 1 x 80ml R2: 1 x 20ml	2-8°C
UIBC	Direct	LS	BXC0220A	R1: 1 x 50ml R2: 1 x 10ml R3: 1 Vial	RT
Urea	Modified Berthelot	LS	BXC0122A	R1: 2 x 125ml R2: 1 x 50ml R3:2 x 6.5ml R4: 1 x 5ml	2-8°C
Urea	Modified Berthelot	LS	BXC0122B	R1: 4 x 125ml R2: 2 x 50ml R3:4 x 6.5ml R4: 1 x 5ml	2-8°C
Urea	GLDH Kinetic & Endpoint	LS	BXC0123A	R1: 1 x 100ml R2: 1 x 20ml R4: 1 x 5ml	2-8°C
Urea	GLDH Kinetic & Endpoint	LS	BXC0123B	R1: 3 x 100ml R2: 1 x 60ml R4: 1 x 5ml	2-8°C
Urea	GLDH Kinetic & Endpoint	LS	BXC0123C	R1: 5 x 100ml R2: 1 x 100ml R4: 1 x 5ml	2-8°C
Urea	GLDH Kinetic & Endpoint (DGKC) 4+1	LS	BXC0124A	R1: 1 x 100ml R2: 1 x 25ml R4: 1 x 5ml	2-8°C
Urea	GLDH Kinetic & Endpoint	Lyo	BXC0121A	R1: 1 x 105ml R2: 5 x 20ml R4: 1 x 5ml	2-8°C
Urea	GLDH Kinetic & Endpoint	Lyo	BXC0121B	R1: 2 x 105ml R2: 10 x 20ml R4: 1 x 5ml	2-8°C
Urea	GLDH	Mono LS	BXC0126A	R1: 1 x 100ml R4: 1 x 5ml	2-8°C
Uric Acid	Uricase PAP	LS	BXC0602A	R1: 4 x 50ml R2: 1 x 50ml R4: 1 x 5ml	2-8°C
Uric Acid	Uricase PAP	LS	BXC0602B	R1: 4 x 20ml R2: 1 x 20ml R4: 1 x 5ml	2-8°C
Uric Acid	Uricase PAP	Lyo	BXC0601A	R1: 1 x 105ml R2: 5 x 20ml R4: 1 x 5ml	2-8°C
Uric Acid	Uricase PAP	Lyo	BXC0601B	R1: 2 x 105ml R2: 10 x 20ml R4: 1 x 5ml	2-8°C
Uric Acid	Uricase PAP	Mono LS	BXC0603A	R1: 5 x 20ml R4: 1 x 5ml	2-8°C
Uric Acid	Uricase PAP	Mono LS	BXC0603B	R1: 1 x 100ml R4: 1 x 5ml	2-8°C
Uric Acid	Uricase PAP	Mono LS	BXC0603C	R1: 5 x 100ml R4: 1 x 5ml	2-8°C

Description	Method	Format	Cat No.	Size	Storage
Urinary & CSF Protein	Benzethonium Chloride	LS	BXC0174A	R1: 1 x 50ml R2: 1 x 10ml R4: 1 x 5ml	2-8°C
Urinary & CSF Protein	Pyrogallol Red	Mono LS	BXC0172A	R1: 2 x 60ml R4: 1 x 5ml	RT
Urinary & CSF Protein	Pyrogallol Red	Mono LS	BXC0172B	R1: 4 x 60ml R4: 1 x 5ml	RT
Vitamin-D	Turbidimetric	LS	BXC0472A	R1: 1 x 40ml R2: 1 x 10ml	2-8°C
Vitamin-D	Turbidimetric	LS	BXC0472L	R1: 1 x 800ml R2: 1 x 200ml	2-8°C
Vitamin-D Calibrator Set		LS	BXC0475A	5x1x1ml	2-8°C
Zinc	5-Bromo-PAPS (Colorimetric, with deproteinisation)	LS	BXC0461A	R1: 2 x 50ml R2: 1 x 25ml R3: 1 x 25ml R4: 1 x 10ml	2-8°C
Zinc	5-Bromo-PAPS (Colorimetric, without deproteinisation)	Mono LS	BXC0462A	R1: 2 x 40ml R4: 1 x 5ml	2-8°C

Drugs of Abuse & Therapeutic Reagents

Drugs of abuse and therapeutic reagents in diagnostics are crucial for identifying substance use and managing therapeutic interventions. Drugs of abuse, including opioids, stimulants, and alcohol, can significantly impact health and require accurate detection for effective treatment and monitoring.

Diagnostic tests employ specialised reagents to effectively screen for drugs of abuse in biological samples, such as urine or blood. This process is essential not only in clinical environments, where immediate health assessments are critical, but also in rehabilitation programs that monitor patients' substance use and recovery progress. Conversely, therapeutic reagents are crucial for managing medication therapies, as they allow healthcare providers to monitor drug levels in patients. This ensures that patients receive the appropriate dosages, thereby preventing potential toxicity and optimizing treatment effectiveness.

Collectively, these diagnostic tools empower healthcare professionals to make well-informed decisions, promote safe prescribing practices, and provide comprehensive support for patients throughout their recovery journeys, ultimately enhancing overall health outcomes.

Ordering Information

Description	Method	Cat No.	Size	Storage
Barbiturates	Turbilatex	BXC0992A	R1:2x16.9ml; R2:2x8ml	2-8°C
Benzodiazepines	Turbilatex	BXC0993A	R1:2x16.9ml; R2:2x8ml	2-8°C
Cannabinoids	Turbilatex	BXC0994A	R1:2x16.9ml; R2:2x8ml	2-8°C
Carbamazepine	Turbilatex	BXC0996A	R1:2x16.9ml; R2:2x8ml	2-8°C
Cocaine Metabolite	Turbilatex	BXC0997A	R1:2x16.9ml; R2:2x8ml	2-8°C
Digoxin	Turbilatex	BXC0998A	R1:2x8ml; R2:2x6ml	2-8°C
Ecstasy	Turbilatex	BXC0999A	R1:2x16.9ml; R2:2x8ml	2-8°C
EDDP	Turbilatex	BXC0893A	R1:2x16.9ml; R2:2x8ml	2-8°C
Gentamicin	Turbilatex	BXC0895A	R1:2x16.9ml; R2:2x8ml	2-8°C
Methadone	Turbilatex	BXC0896A	R1:2x16.9ml; R2:2x8ml	2-8°C
Opiates	Turbilatex	BXC0897A	R1:2x16.9ml; R2:2x8ml	2-8°C
Phenobarbital	Turbilatex	BXC0898A	R1:2x17ml; R2:2x6ml	2-8°C
Valproic Acid	Turbilatex	BXC0899A	R1:2x15ml; R2:2x6ml	2-8°C



Analyser Specific Reagents

Analyser-specific reagents are formulated to be compatible with specific types or brands of clinical chemistry analysers. These reagents ensure accuracy and consistency in test results, allowing for reliable detection and quantification of various analytes, such as enzymes, hormones, and drugs.

Specifically formulated for each analyser, these reagents enhance the efficiency of diagnostic processes, reduce the likelihood of errors, and improve the overall quality of patient care. Their importance extends to standardization, as they help maintain comparability of results across different laboratories and testing environments. Ultimately, analyser-specific reagents are essential for enabling precise diagnostics, supporting effective treatment decisions, and enhancing patient outcomes in healthcare settings.

Fortress Diagnostics manufacturers, develops and supplies an extensive range of high quality analyser specific clinical chemistry reagents. Our reagents are manufactured to the highest quality standards in an ISO 13485:2016–certified laboratory, ensuring excellent stability, accuracy and results you can trust.

Compatible Systems

- **Hitachi**: 704, 717, 902, 904, 911, 912 & 917
- **Monarch:** 240+, 400, 480, 680, 1200 & 1600
- **Olympus:** AU400, AU600, AU640, AU680 & AU2700
- **Beckman:** DxC 700
- **Furuno:** CA180, CA270 & CA400 / Daytona Series

Hitachi System Reagents

Suitable for Hitachi 704, 717, 902, 904, 911 & 912

Description	Method	Format	Cat No.	Size	Storage
Albumin RTU	BCG	LS	HIT0222A	R1: 18 x 50ml	2-8°C
Albumin RTU	BCG	LS	HIT0222C	R1: 5 x 50ml	2-8°C
Albumin RTU	BCG	LS	HIT0222D	R1: 10 x 100ml	2-8°C
Alkaline Phosphatase	AMP (IFCC)	LS	HIT0184A	R1: 12 x 50ml R2: 3 x 44ml	2-8°C
Alkaline Phosphatase	AMP (IFCC)	LS	HIT0184D	R1: 6 x 50ml R2: 3 x 22ml	2-8°C
Alkaline Phosphatase	DEA (DGKC)	LS	HIT0185A	R1: 12 x 50ml R2: 3 x 44ml	2-8°C
Alkaline Phosphatase	DEA (DGKC)	LS	HIT0185D	R1: 6 x 50ml R2: 3 x 22ml	2-8°C
Alpha-1-Antitrypsin	Immunoturbidimetry without sample pre-dilution	LS	HIT0190A	R1: 2 x 20ml R2: 1 x 8ml	2-8°C
Alpha-1-Microglobulin	Immunoturbidimetry without sample pre-dilution	LS	HIT0241A	R1: 2 x 20ml R2: 1 x 8ml	2-8°C
ALT	IFCC	LS	HIT0213A	R1: 12 x 50ml R2: 3 x 44ml	2-8°C
ALT	IFCC	LS	HIT0213E	R1: 6 x 50ml R2: 3 x 22ml	2-8°C
Ammonia	GLDH, Enzymatic, UV	LS	HIT0372B	R1: 5 x 10ml R2: 1 x 10ml	2-8°C
Amylase	EPSG7	LS	HIT0563A	R1: 19 x 22ml R2: 4 x 21ml	2-8°C
Amylase	EPSG7	LS	HIT0563C	R1: 2 x 22ml R2: 1 x 9ml	2-8°C
Anti-CCP	Turbilatex	LS	HIT0379A	R1: 1 x 30ml R2: 1 x 10ml R4: 1 x 1ml	2-8°C
Anti-CCP	Turbilatex	LS	HIT0379B	R1: 1 x 30ml R2: 1 x 10ml R4: 6 x 1 x 0.5ml	2-8°C
Apolipoprotein A1	Immunoturbidimetry without sample pre-dilution	LS	HIT0411A	R1: 2 x 20ml R2: 1 x 8ml	2-8°C
Apolipoprotein B	Immunoturbidimetry without sample pre-dilution	LS	HIT0412A	R1: 2 x 20ml R2: 1 x 8ml	2-8°C
ASO	Turbidimetric	LS	HIT0501D	R1: 2 x 20ml R2: 1 x 10ml R4: 1 x 1ml	2-8°C

Description	Method	Format	Cat No.	Size	Storage
AST	IFCC	LS	HIT0203A	R1: 12 x 50ml R2: 3 x 44ml	2-8°C
AST	IFCC	LS	HIT0203E	R1: 6 x 50ml R2: 3 x 22ml	2-8°C
Bilirubin (Direct)	Jendrassik-Grof	LS	HIT0191A	R1: 6 x 50ml R2: 3 x 22ml	2-8°C
Bilirubin (Total)	Jendrassik-Grof	LS	HIT0192A	R1: 6 x 50ml R2: 3 x 22ml	2-8°C
C3	Immunoturbidimetry without sample pre-dilution	LS	HIT0851A	R1: 2 x 20ml R2: 1 x 8ml	2-8°C
C4	Immunoturbidimetry without sample pre-dilution	LS	HIT0861A	R1: 2 x 20ml R2: 1 x 8ml	2-8°C
Calcium	Arsenazo	LS	HIT0292C	R1: 3 x 50ml	2-8°C
Calcium	CPC	LS	HIT0291A	R1: 12 x 50ml R2: 6 x 43ml	2-8°C
Calcium	CPC	LS	HIT0291B	R1: 6 x 50ml R2: 3 x 43ml	2-8°C
Chloride	Thiocyanate	LS	HIT0281B	R1: 3 x 50ml	2-8°C
Cholesterol	CHOD-PAP	Mono LS	HIT0261H	R1: 12 x 50ml	2-8°C
Cholesterol	CHOD-PAP	Mono LS	HIT0261I	R1: 10 x 100ml	2-8°C
Cholesterol	CHOD-PAP	Mono LS	HIT0261J	R1: 5 x 100ml	2-8°C
Cholinesterase	Butyryl (DGKC)	LS	HIT0801C	R1: 6 x 50ml R2: 3 x 22ml	2-8°C
CK	NAC-Activated	LS	HIT0252A	R1: 7 x 23ml R2: 4 x 8.4ml	2-8°C
CK	NAC-Activated	LS	HIT0252D	R1: 2 x 21ml R2: 1 x 10ml	2-8°C
CK-MB	Immunoinhibition	LS	HIT0452A	R1: 6 x 21ml R2: 2 x 14.6ml	2-8°C
CK-MB	Immunoinhibition	LS	HIT0452D	R1: 2 x 21ml R2: 1 x 10ml	2-8°C
CO2	Enzymatic	LS	HIT0152C	R1: 6 x 20ml	2-8°C
Creatinine	Jaffe	LS	HIT0111A	R1: 12 x 50ml R2: 3 x 45ml	2-8°C
Creatinine	Jaffe	LS	HIT0111C	R1: 6 x 50ml R2: 3 x 22ml	2-8°C
Creatinine	Enzymatic, SOX	LS	HIT0113B	R1: 2 x 50ml R2: 1 x 50ml R4: 2 x 1ml	2-8°C
CRP	Immunoturbidimetric, (Linearity 280mg/L)	LS	HIT0384A	R1: 2 x 20ml R2: 1 x 8ml R4: 1 x 1ml(L6)	2-8°C
CRP (Ultra Sensitive)	Immunoturbidimetric, Multipoint	LS	HIT0383A	R1: 1 x 16ml R2: 1 x 4ml R4: 1 x 200ul	2-8°C
CRP Full Range	Turbilatex Full Range (Linearity 150mg/L)	LS	HIT0382D	R1: 1 x 40ml R2: 1 x 10ml	2-8°C
CRP Full Range	Turbilatex Full Range (Linearity 150mg/L)	LS	HIT0382E	R1: 2 x 40ml R2: 2 x 10ml	2-8°C
CRP Full Range	Turbilatex Full Range (Linearity 150mg/L)	LS	HIT0382F	R1: 4 x 40ml R2: 4 x 10ml	2-8°C
Cystatin-C	Turbidimetric	LS	HIT0777A	R1: 2 x 20ml R2: 1 x 10ml	2-8°C
Detergent 33	For HITACHI™ Systems	LS	HIT33100	10 x 100ml	2-8°C
Fructosamine	NBT	LS	HIT0591B	R1: 2 x 6ml R2: 2 x 14ml	2-8°C
GGT	Carboxy	LS	HIT0362A	R1: 12 x 50ml R2: 6 x 22ml	2-8°C
GGT	Carboxy	LS	HIT0362E	R1: 2 x 50ml R2: 1 x 22ml	2-8°C
Glucose	GOD-PAP	Mono LS	HIT0101H	R1: 12 x 50ml	2-8°C
Glucose	GOD-PAP	Mono LS	HIT0101J	R2: 5 x 100ml	2-8°C
Glucose	Hexokinase	LS	HIT0103B	R1: 12 x 50 R2: 6 x 22ml	2-8°C
HbA1c	Enzymatic	LS	HIT0672C	R1: 1 x 21ml R2: 1 x 9ml R3:1 x 12.5ml R4: 1 x 45ml	2-8°C

Description	Method	Format	Cat No.	Size	Storage
HbA1c Modified Enzymatic	Modified Enzymatic	LS	HIT0670C	R1: 1 x 30ml R2: 1 x 10ml R3: 2 x 120ml	2-8°C
HDL Cholesterol	Direct	LS	HIT0421A	R1: 6 x 40ml R2: 4 x 20ml	2-8°C
HDL Cholesterol	Direct	LS	HIT0421G	R1: 6 x 20ml R2: 2 x 20ml	2-8°C
Homocysteine	Turbidimetric	LS	HIT0690A	R1: 2 x 16ml R2: 1 x 8ml	2-8°C
IgA	Immunoturbidimetry without sample pre-dilution	LS	HIT0701A	R1: 2 x 20ml R2: 1 x 8ml	2-8°C
IgG	Immunoturbidimetry without sample pre-dilution	LS	HIT0721A	R1: 2 x 20ml R2: 1 x 8ml	2-8°C
IgM	Immunoturbidimetry without sample pre-dilution	LS	HIT0731A	R1: 2 x 20ml R2: 1 x 8ml	2-8°C
Iron	Ferrozine	LS	HIT0235B	R1: 12 x 50ml R2: 6 x 22ml	2-8°C
Iron	Ferrozine	LS	HIT0235C	R1: 6 x 50ml R2: 3 x 22ml	2-8°C
Kappa Light Chains	Immunoturbidimetry without sample pre-dilution	LS	HIT0331A	R1: 2 x 20ml R2: 1 x 8ml	2-8°C
Lactate	Enzymatic	LS	HIT0621B	R1: 1 x 100ml R2: 16 x 6ml	2-8°C
Lactate	Enzymatic	Mono LS	HIT0622A	R1: 5 x 20ml	2-8°C
Lactate Dehydrogenase (LD)	Pyruvate -> Lactate	LS	HIT0242A	R1: 12 x 20ml R2: 3 x 20ml	2-8°C
Lactate Dehydrogenase (LD)	Pyruvate -> Lactate	LS	HIT0242C	R1: 2 x 20ml R2: 1 x 8ml	2-8°C
Lactate Dehydrogenase (LD)	Lactate -> Pyruvate	LS	HIT0243A	R1: 12 x 20ml R2: 3 x 20ml	2-8°C
Lactate Dehydrogenase (LD)	Lactate -> Pyruvate	LS	HIT0243C	R1: 2 x 20ml R2: 1 x 8ml	2-8°C
Lambda Light Chains	Immunoturbidimetry without sample pre-dilution	LS	HIT0381A	R1: 2 x 20ml R2: 1 x 8ml	2-8°C
LDL Cholesterol	Direct	LS	HIT0431G	R1: 2 x 20ml R2: 1 x 14ml	2-8°C
Lipase	Colorimetric	LS	HIT0511B	R1: 2 x 10ml R2: 1 x 10ml	2-8°C
Lipoprotein (a)	Immunoturbidimetry without sample pre-dilution	LS	HIT0130A	R1: 2 x 20ml R2: 1 x 8ml	2-8°C
Magnesium	Xylidyl Blue	LS	HIT0352A	R1: 6 x 20ml	2-8°C
Microalbumin	Immunoturbidimetry without sample pre-dilution	LS	HIT0471B	R1: 2 x 20ml R2: 1 x 8ml R4: 5 x1 x 1ml	2-8°C
Multiclean Cell Wash Solution	For HITACHI™ 704, 902, 904, & 911	LS	HITWS002	2 LITRES	2-8°C
NaOH with Detergent	For HITACHI™ 912, & 917	LS	HITNAOHD	2 LITRES	2-8°C
Phosphorus Inorganic	Molybdate	LS	HIT0301A	R1: 12 x 50ml R2: 6 x 43ml	2-8°C
Phosphorus Inorganic	Molybdate	LS	HIT0301B	R1: 3 x 50ml R2: 2 x 35ml	2-8°C
RF	Turbidimetric	LS	HIT0611D	R1: 2 x 20ml R2: 1 x 10ml R4: 1 x 1ml	2-8°C
TIBC (Direct)	Colorimetric	LS	HIT0237B	R1: 6 x 10ml R2: 6 x 5ml	2-8°C
Total Protein RTU	Biuret	LS	HIT0173A	R1: 3 x 40ml R2: 3 x 45ml	2-8°C
Total Protein RTU	Biuret	LS	HIT0173B	R1: 6 x 50ml	2-8°C
Transferrin	Immunoturbidimetry without sample pre-dilution	LS	HIT0741A	R1: 2 x 20ml R2: 1 x 8ml	2-8°C
Triglycerides	GPO-PAP	Mono LS	HIT0271A	R1: 8 x 50ml	2-8°C
Triglycerides	GPO-PAP	Mono LS	HIT0271C	R1: 18 x 50ml	2-8°C
Triglycerides	GPO-PAP	Mono LS	HIT0271E	R1: 12 x 50ml	2-8°C
Triglycerides	GPO-PAP	Mono LS	HIT0271F	R1: 5 x 100ml	2-8°C
Urea	GLDH Kinetic & End Point	LS	HIT0123A	R1: 6 x 82ml R2: 3 x 100ml	2-8°C

Description	Method	Format	Cat No.	Size	Storage
Urea	GLDH Kinetic & End Point	LS	HIT0123D	R1: 6 x 40ml R2: 3 x 49ml	2-8°C
Uric Acid	Uricase PAP	LS	HIT0602A	R1: 12 x 50ml R2: 6 x 22ml	2-8°C
Uric Acid	Uricase PAP	LS	HIT0602C	R1: 6 x 50ml R2: 3 x 22ml	2-8°C
Uric Acid	Uricase PAP	Mono LS	HIT0603D	R1: 6 x 50ml	2-8°C
Urinary Protein	Pyrogallol Red	LS	HIT0172C	R1: 3 x 50ml	2-8°C
Urinary Protein	Benzethonium Chloride	LS	HIT0174C	R1: 6 x 20ml R2: 3 x 17ml	2-8°C
Zinc	Colorimetric	Mono LS	HIT0462B	R1: 6 x 20ml	2-8°C

Hitachi System Reagents

Suitable for Hitachi 917

Description	Method	Format	Cat No.	Size	Storage
Albumin RTU	BCG	LS	HIT7222A	R1: 6 x 64ml R2: 6 x 16ml	2-8°C
Albumin RTU	BCG	LS	HIT7222B	R1: 6 x 64ml	2-8°C
Alkaline Phosphatase	AMP (IFCC)	LS	HIT7184A	R1: 6 x 66ml R2: 6 x 16ml	2-8°C
Alkaline Phosphatase	DEA (DGKC)	LS	HIT7185A	R1: 6 x 66ml R2: 6 x 16ml	2-8°C
Alpha-1-Antitrypsin	Immunoturbidimetry without sample pre-dilution	LS	HIT7190A	R1: 2 x 16ml R2: 1 x 10ml	2-8°C
Alpha-1-Microglobulin	Immunoturbidimetry without sample pre-dilution	LS	HIT7241A	R1: 2 x 16ml R2: 1 x 10ml	2-8°C
ALT	IFCC	LS	HIT7213A	R1: 4 x 66ml R2: 4 x 16ml	2-8°C
Ammonia	GLDH, Enzymatic, UV	LS	HIT7376A	R1: 6 x 10ml	2-8°C
Amylase	EPSG7	LS	HIT7563A	R1: 6 x 66ml R2: 6 x 16ml	2-8°C
Anti-CCP	Turbilatex	LS	HIT7379A	R1: 1 x 30ml R2: 1 x 10ml R4: 1 x 1ml	2-8°C
Anti-CCP	Turbilatex	LS	HIT7379B	R1: 1 x 30ml R2: 1 x 10ml R4: 6 x 1 x 0.5ml	2-8°C
Apolipoprotein A1	Immunoturbidimetry without sample pre-dilution	LS	HIT7411A	R1: 2 x 16ml R2: 1 x 10ml	2-8°C
Apolipoprotein B	Immunoturbidimetry without sample pre-dilution	LS	HIT7412A	R1: 2 x 16ml R2: 1 x 10ml	2-8°C
ASO	Turbidimetric	LS	HIT7501A	R1: 2 x 20ml R2: 1 x 10ml R4: 1 x 1ml	2-8°C
AST	IFCC	LS	HIT7203A	R1: 4 x 66ml R2: 4 x 16ml	2-8°C
Bilirubin, Direct	Vanadate Oxidation	LS	HIT7191A	R1: 6 x 62ml R2: 6 x 19ml	2-8°C
Bilirubin, Total	Vanadate Oxidation	LS	HIT7192A	R1: 6 x 62ml R2: 6 x 19ml	2-8°C
C3	Immunoturbidimetry without sample pre-dilution	LS	HIT7851A	R1: 2 x 16ml R2: 1 x 10ml	2-8°C
C4	Immunoturbidimetry without sample pre-dilution	LS	HIT7861A	R1: 2 x 16ml R2: 1 x 10ml	2-8°C
Calcium	CPC	LS	HIT7291A	R1: 6 x 63ml R2: 6 x 29ml	2-8°C
Chloride	Thiocyanate	LS	HIT7281A	R1: 6 x 66ml	2-8°C
Cholesterol	CHOD-PAP	Mono LS	HIT7280A	R1: 12 x 66ml	2-8°C
Cholinesterase	Butyryl (DGKC)	LS	HIT7801A	R1: 6 x 66ml R2: 6 x 16ml	2-8°C
CK	NAC-Activated	LS	HIT7252A	R1: 6 x 60ml R2: 6 x 15ml	2-8°C
CK-MB	Immunoinhibition	LS	HIT7452A	R1: 6 x 20ml R2: 6 x 5ml	2-8°C

Description	Method	Format	Cat No.	Size	Storage
CO2	Enzymatic	LS	HIT7152A	R1: 6 x 20ml	2-8°C
Creatinine	Jaffe	LS	HIT7111A	R1: 6 x 64ml R2: 6 x 35ml	2-8°C
Creatinine	Enzymatic, SOX	LS	HIT7113B	R1: 2 x 50ml R2: 1 x 50ml R4: 2 x 1ml	2-8°C
CRP	Immunoturbidimetry without sample pre-dilution	LS	HIT7382A	R1: 2 x 16ml R2: 1 x 10ml	2-8°C
Detergent 33	For HITACHI™ Systems	LS	HIT7310A	R1: 12 x 66ml	2-8°C
Fructosamine	NBT	LS	HIT7591A	R1: 2 x 14ml R2: 2 x 6ml	2-8°C
GGT	Carboxy	LS	HIT7362A	R1: 6 x 66ml R2: 6 x 16ml	2-8°C
Glucose	GOD-PAP	Mono LS	HIT7101A	R2: 12 x 66ml	2-8°C
HbA1c	Enzymatic	LS	HIT7672A	R1: 1 x 21ml R2: 1 x 9ml R3:1 x 12.5ml R4: 1 x 45ml	2-8°C
HDL Cholesterol	Direct	LS	HIT7421A	R1: 6 x 54ml R2: 6 x 20ml	2-8°C
IgA	Immunoturbidimetry without sample pre-dilution	LS	HIT7701A	R1: 2 x 16ml R2: 1 x 10ml	2-8°C
IgG	Immunoturbidimetry without sample pre-dilution	LS	HIT7721A	R1: 2 x 16ml R2: 1 x 10ml	2-8°C
IgM	Immunoturbidimetry without sample pre-dilution	LS	HIT7731A	R1: 2 x 16ml R2: 1 x 10ml	2-8°C
Iron	Ferrozine	LS	HIT7235A	R1: 6 x 64ml R2: 6 x 16ml	2-8°C
Kappa Light Chains	Immunoturbidimetry without sample pre-dilution	LS	HIT7331A	R1: 2 x 16ml R2: 1 x 10ml	2-8°C
Lactate	Enzymatic	Lyo	HIT7621A	R1: 2 x 60ml R2: 6 x 20ml	2-8°C
Lactate	Enzymatic	Mono LS	HIT7622A	R1: 6 x 20ml	2-8°C
Lactate Dehydrogenase (LD)	Pyruvate → Lactate	LS	HIT7242A	R1: 6 x 66ml R2: 6 x 16ml	2-8°C
Lactate Dehydrogenase (LD)	Lactate → Pyruvate	LS	HIT7243A	R1: 6 x 66ml R2: 6 x 16ml	2-8°C
Lambda Light Chains	Immunoturbidimetry without sample pre-dilution	LS	HIT7381A	R1: 2 x 16ml R2: 1 x 10ml	2-8°C
LDL Cholesterol	Direct	LS	HIT7431A	R1: 6 x 20ml R2: 6 x 8ml	2-8°C
Lipase	Colorimetric	LS	HIT7511A	R1: 6 x 20ml R2: 6 x 13ml	2-8°C
Lipoprotein (a)	Immunoturbidimetry without sample pre-dilution	LS	HIT7130A	R1: 2 x 16ml R2: 1 x 10ml	2-8°C
Magnesium	Xylidyl Blue	LS	HIT7352A	R1: 6 x 20ml	2-8°C
Microalbumin	Immunoturbidimetry without sample pre-dilution	LS	HIT7471A	R1: 2 x 16ml R2: 1 x 10ml	2-8°C
NaOH with Detergent	For HITACHI™ 912, & 917	LS	HIT7NAOA	2 LITRES	2-8°C
Phosphorus Inorganic	Molybdate	LS	HIT7301A	R1: 6 x 63ml R2: 6 x 31ml	2-8°C
RF	Turbidimetric	LS	HIT7611A	R1: 2 x 20ml R2: 1 x 10ml R4: 1 x 1ml	2-8°C
TIBC (Direct)	Colorimetric	LS	HIT7237A	R1: 6 x 20ml R2: 6 x 8ml	2-8°C
Total Protein RTU	Biuret	LS	HIT7173A	R1: 6 x 66ml	2-8°C
Transferrin	Immunoturbidimetry without sample pre-dilution	LS	HIT7741A	R1: 2 x 16ml R2: 1 x 10ml	2-8°C
Triglycerides	GPO-PAP	Mono LS	HIT7271A	R1: 12 x 65ml	2-8°C
Urea Liquid Stable	GLDH Kinetic & End Point	LS	HIT7123A	R1: 6 x 66ml R2: 6 x 43ml	2-8°C
Uric Acid	Uricase PAP	LS	HIT7602A	R1: 6 x 66ml R2: 6 x 16ml	2-8°C

Description	Method	Format	Cat No.	Size	Storage
Uric Acid	Uricase PAP	Mono LS	HIT7603A	R1: 6 x 66ml	2-8°C
Urinary Protein	Pyrogallol Red	LS	HIT7172A	R1: 6 x 66ml	2-8°C

Monarch System Reagents

Suitable for Monarch 240+, 400, 480, 680, 1200 & 1600

Description	Method	Format	Cat No.	Size	Storage
Anti-bacterial Phosphate Free Wash	For MONARCH Series	LS	MONAPFW1	4 x 70 ml	2-8°C
Albumin RTU	BCG	LS	MON0222A	R1: 2 x 60ml	2-8°C
Albumin RTU	BCG	LS	MON0222B	R1: 6 x 60ml	2-8°C
Albumin RTU	BCG	LS	MON0222C	R1: 5 x 50ml	2-8°C
Albumin RTU	BCG	LS	MON0222D	R1: 12 x 50ml	2-8°C
Aldolase	GDH/TIM (UV)	Lyo	MON0391A	R1: 5 x 20ml R2: 2 x 1ml R3:1 x 0.5ml	2-8°C
Alkaline Detergent	For MONARCH Systems	LS	MONDET1L	1 x 1000 ml	2-8°C
Alkaline Detergent	For MONARCH Systems	LS	MONDET6L	6 x 1000 ml	2-8°C
Alkaline Phosphatase	AMP (IFCC)	LS	MON0184A	R1: 5 x 25ml R2: 1 x 25ml	2-8°C
Alkaline Phosphatase	AMP (IFCC)	LS	MON0184B	R1: 5 x 50ml R2: 1 x 50ml	2-8°C
Alkaline Phosphatase	AMP (IFCC)	LS	MON0184C	R1: 10 x 50ml R2: 2 x 50ml	2-8°C
Alkaline Phosphatase	AMP (IFCC)	LS	MON0184D	R1: 6 x 50ml R2: 3 x 20ml	2-8°C
Alkaline Phosphatase	DEA (DGKC)	LS	MON0185A	R1: 5 x 25ml R2: 1 x 25ml	2-8°C
Alkaline Phosphatase	DEA (DGKC)	LS	MON0185B	R1: 5 x 50ml R2: 1 x 50ml	2-8°C
Alpha-1-Antitrypsin	Immunoturbidimetry without sample pre-dilution	STOOL	MON0189A	R1: 2 x 20ml R2: 1 x 8ml	2-8°C
Alpha-1-Antitrypsin	Immunoturbidimetry without sample pre-dilution	LS	MON0190A	R1: 1 x 20ml R2: 1 x 4ml	2-8°C
Alpha-1-Antitrypsin	Immunoturbidimetry without sample pre-dilution	LS	MON0190B	R1: 2 x 20ml R2: 1 x 8ml	2-8°C
Alpha-1-Microglobulin	Immunoturbidimetry without sample pre-dilution	LS	MON0241A	R1: 2 x 20ml R2: 1 x 8ml	2-8°C
ALT	IFCC	LS	MON0213A	R1: 2 x 50ml R2: 1 x 20ml	2-8°C
ALT	IFCC	LS	MON0213B	R1: 4 x 50ml R2: 2 x 20ml	2-8°C
ALT	IFCC	LS	MON0213C	R1: 6 x 50ml R2: 3 x 20ml	2-8°C
Ammonia	GLDH, Enzymatic, UV	LS	MON0376A	R1: 5 x 20ml	2-8°C
Amylase	EPSG7	LS	MON0563A	R1: 2 x 25 ml R2: 1 x 10 ml	2-8°C
Amylase	EPSG7	LS	MON0563B	R1: 2 x 50 ml R2: 1 x 20 ml	2-8°C
Anti-bacterial Phosphate Free Wash	For MONARCH Series	LS	MONAPFW2	2 x 500 ml	2-8°C
Anti-CCP	Turbilatex	LS	MON0379A	R1: 1 x 30ml R2: 1 x 10ml R4: 1 x 1ml	2-8°C
Anti-CCP	Turbilatex	LS	MON0379B	R1: 1 x 30ml R2: 1 x 10ml R4: 6 x 1 x 0.5ml	2-8°C
Apolipoprotein A1	Immunoturbidimetry without sample pre-dilution	LS	MON0411A	R1: 2 x 20ml R2: 1 x 8ml	2-8°C
Apolipoprotein B	Immunoturbidimetry without sample pre-dilution	LS	MON0412A	R1: 2 x 20ml R2: 1 x 8ml	2-8°C

Description	Method	Format	Cat No.	Size	Storage
ASO	Turbidimetric	LS	MON0501A	R1: 1 x 40ml R2: 1 x 10ml R4: 1 x 1ml	2-8°C
ASO	Turbidimetric	LS	MON0501B	R1: 2 x 40ml R2: 2 x 10ml R4: 1 x 1ml	2-8°C
ASO	Turbidimetric	LS	MON0501D	R1: 2 x 20ml R2: 1 x 10ml R4: 1 x 1ml	2-8°C
AST	IFCC	LS	MON0203A	R1: 1 x 50ml R2: 1 x 10ml	2-8°C
AST	IFCC	LS	MON0203D	R1: 2 x 50ml R2: 1 x 20ml	2-8°C
AST	IFCC	LS	MON0203F	R1: 6 x 50ml R2: 3 x 20ml	2-8°C
Beta-2-Microglobulin	Immunoturbidimetric	LS	MON0090A	R1: 2 x 12.5ml R2: 1 x 6ml R4: 1x 0.5ml	2-8°C
Bilirubin (Direct)	Jendrassik Grof	LS	MON0191A	R1: 2 x 50ml R2: 1 x 25ml	2-8°C
Bilirubin (Direct)	Jendrassik Grof	LS	MON0191B	R1: 4 x 50ml R2: 1 x 50ml	2-8°C
Bilirubin (Direct)	Jendrassik Grof	LS	MON0191C	R1: 6 x 50ml R2: 3 x 20ml	2-8°C
Bilirubin (Total)	Jendrassik Grof	LS	MON0192A	R1: 2 x 50ml R2: 1 x 25ml	2-8°C
Bilirubin (Total)	Jendrassik Grof	LS	MON0192B	R1: 4 x 50ml R2: 1 x 50ml	2-8°C
Bilirubin (Total)	Jendrassik Grof	LS	MON0192C	R1: 6 x 50ml R2: 3 x 20ml	2-8°C
Bilirubin (Total)	Vanadate Oxidation	LS	MON0105A	R1: 2 x 70ml R2: 2 x 18ml	2-8°C
Bilirubin Direct	Vanadate Oxidation	LS	MON0104A	R1: 2 x 70ml R2: 2 x 18ml	2-8°C
C3	Immunoturbidimetry without sample pre-dilution	LS	MON0851A	R1: 2 x 20ml R2: 1 x 8ml	2-8°C
C4	Immunoturbidimetry without sample pre-dilution	LS	MON0861A	R1: 2 x 20ml R2: 1 x 8ml	2-8°C
Calcium	Arsenazo	LS	MON0292A	R1: 2 x 60ml	2-8°C
Calcium	Arsenazo	LS	MON0292B	R1: 4 x 60ml	2-8°C
Calcium	Arsenazo	LS	MON0292C	R1: 3 x 50ml	2-8°C
Calcium	CPC	LS	MON0291B	R1: 6 x 50ml R2: 6 x 50ml	2-8°C
Chloride	Thiocyanate	LS	MON0281B	R1: 3 x 50ml	2-8°C
Chloride Electrode - PN:1110799019		LS	MON00010	Single Electrode	2-8°C
Cholesterol	CHOD-PAP	Mono LS	MON0261A	R1: 2 x 60ml	2-8°C
Cholesterol	CHOD-PAP	Mono LS	MON0261B	R1: 6 x 60ml	2-8°C
Cholesterol	CHOD-PAP	Mono LS	MON0261C	R1: 12 x 50ml	2-8°C
Cholinesterase	Butyryl (DGKC)	LS	MON0801C	R1: 3 x 20ml R2: 1 x 13ml	2-8°C
CK	NAC-Activated	LS	MON0252A	R1: 2 x 25ml R2: 1 x 10ml	2-8°C
CK	NAC-Activated	LS	MON0252B	R1: 2 x 50ml R2: 1 x 20ml	2-8°C
CK	NAC-Activated	LS	MON0252D	R1: 2 x 20ml R2: 1 x 8ml	2-8°C
CK-MB	Immunoinhibition	LS	MON0452C	R1: 1 x 50ml R2: 1 x 10ml	2-8°C
CK-MB	Immunoinhibition	LS	MON0452D	R1: 2 x 20ml R2: 1 x 8ml	2-8°C
CO2	Enzymatic	LS	MON0152C	R1: 6 x 20ml	2-8°C
Copper Urinary	DBP (Colorimetric)	Mono LS	MON0343A	R1: 2 x 25ml R4: 1 x 5ml	2-8°C
Creatinine	Jaffe	LS	MON0111A	R1: 6 x 50ml R2: 6 x 50ml	2-8°C
Creatinine	Jaffe	LS	MON0111B	R1: 3 x 50ml R2: 3 x 50ml	2-8°C
Creatinine	Enzymatic, SOX	LS	MON0113B	R1: 2 x 50ml R2: 1 x 50ml R4: 2 x 1ml	2-8°C

Description	Method	Format	Cat No.	Size	Storage
CRP	Immunoturbidimetric, (Linearity 280mg/L)	LS	MON0384A	R1: 2 x 20ml R2: 1 x 8ml R4: 1 x 1ml(L6)	2-8°C
CRP (Ultra Sensitive)	Immunoturbidimetric, Multipoint	LS	MON0383A	R1: 1 x 16ml R2: 1 x 4ml R4: 1 x 200ul	2-8°C
CRP Full Range	Turbilatex Full Range (Linearity 150mg/L)	LS	MON0382D	R1: 1 x 40ml R2: 1 x 10ml	2-8°C
CRP Full Range	Turbilatex Full Range (Linearity 150mg/L)	LS	MON0382E	R1: 2 x 40ml R2: 2 x 10ml	2-8°C
CRP Full Range	Turbilatex Full Range (Linearity 150mg/L)	LS	MON0382F	R1: 4 x 40ml R2: 4 x 10ml	2-8°C
Cystatin-C	Turbidimetric	LS	MON0777A	R1: 2 x 20ml R2: 1 x 10ml	2-8°C
Fructosamine	NBT	LS	MON0591B	R1: 2 x 6ml R2: 2 x 14ml	2-8°C
G6PDH	Digitonin (UV)	LS	MON0571A	R1: 2 x 50ml R2: 1 x 2ml R3:1 x 20ml R4: 2 x 105ml	2-8°C
GGT	Carboxy	LS	MON0362D	R1: 2 x 50ml R2: 1 x 20ml	2-8°C
GGT	Carboxy	LS	MON0362E	R1: 4 x 50ml R2: 2 x 20ml	2-8°C
Glucose	GOD-PAP	Mono LS	MON0101A	R1: 6 x 50ml	2-8°C
Glucose	GOD-PAP	Mono LS	MON0101B	R1: 10 x 50ml	2-8°C
Glucose	GOD-PAP	Mono LS	MON0101C	R1: 12 x 50ml	2-8°C
Glucose	Hexokinase	LS	MON0103A	R1: 2 x 50 R2: 1 x 20ml	2-8°C
Glucose	Hexokinase	LS	MON0103B	R1: 5 x 50 R2: 1 x 50ml	2-8°C
HbA1c	Modified Enzymatic	LS	MON0670A	R1: 1 x 30ml R2: 1 x 10ml R3: 2 x 120ml; 2x0.5ml	2-8°C
HbA1c	Modified Enzymatic	LS	MON0670B	R1: 2 x 30ml R2: 1 x 20ml R3: 4 x 120ml; 2x0.5ml	2-8°C
HDL Cholesterol	Direct	LS	MON0421A	R1: 1 x 30ml R2: 1 x 10ml	2-8°C
HDL Cholesterol	Direct	LS	MON0421B	R1: 2 x 60ml R2: 2 x 20ml	2-8°C
HDL Cholesterol	Direct	LS	MON0421C	R1: 6 x 40ml R2: 4 x 20ml	2-8°C
Homocysteine	Turbidimetric	LS	MON0690A	R1: 2 x 16ml R2: 1 x 8ml	2-8°C
IgA	Immunoturbidimetry without sample pre-dilution	LS	MON0701A	R1: 2 x 20ml R2: 1 x 8ml	2-8°C
IgE	Immunoturbidimetric (Without Sample Pre-dilution)	LS	MON0751A	R1: 1 x 30ml R2: 1 x 10ml R4: 1 x 1ml	2-8°C
IgG	Immunoturbidimetry without sample pre-dilution	LS	MON0721A	R1: 2 x 20ml R2: 1 x 8ml	2-8°C
IgM	Immunoturbidimetry without sample pre-dilution	LS	MON0731A	R1: 2 x 20ml R2: 1 x 8ml	2-8°C
Iron	Ferrozine	LS	MON0235A	R1: 2 x 40ml R2: 2 x 10ml	2-8°C
Iron	Ferrozine	LS	MON0235B	R1: 4 x 40ml R2: 2 x 20ml	2-8°C
Iron	Ferrozine	LS	MON0235C	R1: 6 x 50ml R2: 3 x 20ml	2-8°C
Iron	Ferrene	LS	MON0232A	R1 4 x 50ml R2 1 x 65ml R4: 1 x 5ml	2-8°C
ISE Blood Control High		Lyo	MON00014	1 x 4 ml Diluent; 1 x vial of Lyo	2-8°C
ISE Blood Control Low		Lyo	MON00013	1 x 4 ml Diluent; 1 x vial of Lyo	2-8°C
ISE Blood Sample Calibrator	For MONARCH Series	Lyo	MON00005	5 x 4 ml Diluent; 5 x vial of Lyo	2-8°C
ISE Detergent	For MONARCH Series	LS	MON00004	1 x 100ml	2-8°C
ISE Diluent	For MONARCH Series	LS	MON00001	1 x 2L	2-8°C

Description	Method	Format	Cat No.	Size	Storage
ISE Internal Standard Solution	For MONARCH Series	LS	MON00003	1 x 2L	2-8°C
ISE Reference Solution	For MONARCH Series	LS	MON00002	1 x 2L	2-8°C
ISE Standard Solution	For MONARCH Series	LS	MON00008	1 x 10ml Std Low; 1 x 10ml Std High	2-8°C
ISE Standard Solution High	For MONARCH Series	LS	MON00006	1 x 10ml	2-8°C
ISE Standard Solution Low	For MONARCH Series	LS	MON00007	1 x 10ml	2-8°C
Kappa Light Chains	Immunoturbidimetry without sample pre-dilution	LS	MON0331A	R1: 2 x 20ml R2: 1 x 8ml	2-8°C
Lactate	Enzymatic	LS	MON0621B	R1: 2 x 50ml R2: 16 x 6ml	2-8°C
Lactate	Enzymatic	Mono LS	MON0622A	R1: 5 x 20ml	2-8°C
Lactate	Enzymatic	Mono LS	MON0622B	R1: 2 x 50ml	2-8°C
Lactate Dehydrogenase (LD)	Pyruvate → Lactate	LS	MON0242C	R1: 2 x 20ml R2: 1 x 8ml	2-8°C
Lactate Dehydrogenase (LD)	Lactate → Pyruvate	LS	MON0243C	R1: 2 x 20ml R2: 1 x 8ml	2-8°C
Lambda Light Chains	Immunoturbidimetry without sample pre-dilution	LS	MON0381A	R1: 2 x 20ml R2: 1 x 8ml	2-8°C
LDL Cholesterol	Direct	LS	MON0431A	R1: 1 x 30ml R2: 1 x 10ml	2-8°C
LDL Cholesterol	Direct	LS	MON0431B	R1: 2 x 60ml R2: 2 x 20ml	2-8°C
LDL Cholesterol	Direct	LS	MON0431G	R1: 3 x 20ml R2: 2 x 10ml	2-8°C
Lipase	Colorimetric	LS	MON0511A	R1: 2 x 20ml R2: 1 x 20ml	2-8°C
Lipase	Colorimetric	LS	MON0511B	R1: 2 x 10ml R2: 1 x 10ml	2-8°C
Lipoprotein (a)	Immunoturbidimetry without sample pre-dilution	LS	MON0130A	R1: 2 x 20ml R2: 1 x 8ml	2-8°C
Magnesium	Xylidyl Blue	LS	MON0352A	R1: 2 x 60ml	2-8°C
Magnesium	Xylidyl Blue	LS	MON0352B	R1: 6 x 60ml	2-8°C
Microalbumin	Immunoturbidimetry without sample pre-dilution	LS	MON0471A	R1: 1 x 50ml R2: 1 x 10ml R4: 5x1ml	2-8°C
Microalbumin	Immunoturbidimetry without sample pre-dilution	LS	MON0471B	R1: 2 x 20ml R2: 1 x 8ml R4: 5x1ml	2-8°C
Phosphorus Inorganic	Molybdate	LS	MON0302A	R1: 5 x 20ml	2-8°C
Phosphorus Inorganic	Molybdate	LS	MON0302B	R1: 4 x 50ml	2-8°C
Potassium	Enzymatic	LS	MON0135A	R1: 3 x 20ml R2: 1 x 15ml	2-8°C
Potassium Electrode Body - PN:1111999039		LS	MON00012	Single	2-8°C
Potassium Electrode Tip - PN:1110799020		LS	MON00011	Single	2-8°C
RF	Turbidimetric	LS	MON0611A	R1: 1 x 40ml R2: 1 x 10ml R4: 1 x 2ml	2-8°C
RF	Turbidimetric	LS	MON0611B	R1: 2 x 40ml R2: 1 x 20ml R4: 1 x 2ml	2-8°C
RF	Turbidimetric	LS	MON0611D	R1: 2 x 20ml R2: 1 x 10ml R4: 1 x 2ml	2-8°C
Sodium	Enzymatic	LS	MON0142A	R1: 2 x 20ml R2: 2 x 10ml R4: 2 x 5ml	2-8°C
Sodium Electrode – PN:1110799018		LS	MON00009	Single Electrode	2-8°C
TIBC (Direct)	Colorimetric	LS	MON0237B	R1: 3 x 20ml R2: 2x 10ml	2-8°C
Total Protein RTU	Biuret	LS	MON0173A	R1: 2 x 60ml	2-8°C
Total Protein RTU	Biuret	LS	MON0173B	R1: 6 x 60ml	2-8°C

Description	Method	Format	Cat No.	Size	Storage
Transferrin	Immunoturbidimetry without sample pre-dilution	LS	MON0741A	R1: 2 x 20ml R2: 1 x 8ml	2-8°C
Triglycerides	GPO-PAP	Mono LS	MON0271A	R1: 2 x 60ml	2-8°C
Triglycerides	GPO-PAP	Mono LS	MON0271B	R1: 4 x 60ml	2-8°C
Triglycerides	GPO-PAP	Mono LS	MON0271C	R1: 6 x 50ml	2-8°C
Triglycerides	GPO-PAP	Mono LS	MON0271D	R1: 12 x 50ml	2-8°C
Troponin-I	Turbidimetric	LS	MON0469A	R1: 1 x 40ml R2: 1 x 10ml	2-8°C
Urea	GLDH Kinetic & End Point	LS	MON0123A	R1: 2 x 50ml R2: 1 x 20ml	2-8°C
Urea	GLDH Kinetic & End Point	LS	MON0123B	R1: 6 x 50ml R2: 3 x 20ml	2-8°C
Uric Acid	Uricase PAP	Mono LS	MON0603B	R1: 2 x 50ml	2-8°C
Uric Acid	Uricase PAP	Mono LS	MON0603C	R1: 10 x 50ml	2-8°C
Uric Acid	Uricase PAP	Mono LS	MON0603D	R1: 6 x 50ml	2-8°C
Uric Acid	Uricase PAP	Mono LS	MON0603A	R1: 5 x 20ml	2-8°C
Urinary Protein	Pyrogallol Red	LS	MON0172A	R1: 2 x 60ml	2-8°C
Urinary Protein	Pyrogallol Red	LS	MON0172B	R1: 4 x 60ml	2-8°C
Urinary Protein	Pyrogallol Red	LS	MON0172C	R1: 3 x 50ml	2-8°C
Zinc	Colorimetric	Mono LS	MON0462B	R1: 6 x 20ml	2-8°C

Olympus & Beckman Coulter System Reagents

Suitable for Olympus AU400, AU600, AU640, AU680 & AU2700 / Beckman Coulter DxC 700

Description	Method	Format	Cat No.	Size	Storage
Albumin RTU	BCG	LS	OLY0222A	R1: 2 x 60ml	2-8°C
Albumin RTU	BCG	LS	OLY0222B	R1: 6 x 60ml	2-8°C
Albumin RTU	BCG	LS	OLY0222D	R1: 4 x 60ml	2-8°C
ALP AMP IFCC	AMP	LS	OLY0184A	R1: 6 x 30ml R2: 2 x 18ml	2-8°C
ALP AMP IFCC	AMP	LS	OLY0184B	R1: 5 x 60ml R2: 1 x 60ml	2-8°C
ALP DEA DGKC	DEA	LS	OLY0185A	R1: 6 x 30ml R2: 2 x 18ml	2-8°C
ALP DEA DGKC	DEA	LS	OLY0185B	R1: 5 x 60ml R2: 1 x 60ml	2-8°C
ALT IFCC	IFCC	LS	OLY0213A	R1: 6 x 30ml R2: 2 x 18ml	2-8°C
ALT IFCC	IFCC	LS	OLY0213B	R1: 5 x 60ml R2: 1 x 60ml	2-8°C
Ammonia	GLDH, Enzymatic, UV	LS	OLY0372B	R1: 2 x 20ml R2: 1 x 8ml	2-8°C
Amylase EPSG7	EPSG7	LS	OLY0563A	R1: 3 x 30ml R2: 1 x 18ml	2-8°C
Amylase EPSG7	EPSG7	LS	OLY0563B	R1: 6 x 30ml R2: 2 x 18ml	2-8°C
Amylase Pancreatic	EPSG7	LS	OLY0564B	R1: 2 x 20ml R2: 1 x 8ml	2-8°C
Anti-CCP	Turbilatex	LS	OLY0379A	R1: 1 x 30ml R2: 1 x 10ml R4: 1 x 1ml	2-8°C
Anti-CCP	Turbilatex	LS	OLY0379B	R1: 1 x 30ml R2: 1 x 10ml R4: 6 x 1 x 0.5ml	2-8°C
Anti-CCP **USA ONLY**	Turbilatex	LS	OLY0379C	R1: 1 x 30ml R2: 1 x 10ml R4: 6 x 1 x 1ml	2-8°C
Apolipoprotein A1	Immunoturbidimetry without sample pre-dilution	LS	OLY0411A	R1: 2 x 20ml R2: 1 x 8ml	2-8°C

Description	Method	Format	Cat No.	Size	Storage
Apolipoprotein B	Immunoturbidimetry without sample pre-dilution	LS	OLY0412A	R1: 2 x 20ml R2: 1 x 8ml	2-8°C
ASO Immunoturbidimetry	Turbilatex	LS	OLY0501A	R1: 1 x 40ml R2: 1 x 10ml R4: 1 x 1ml	2-8°C
ASO Immunoturbidimetry	Turbilatex	LS	OLY0501B	R1: 2 x 40ml R2: 1 x 20ml R4: 1 x 1ml	2-8°C
ASO Immunoturbidimetry	Turbilatex	LS	OLY0501C	R1: 4 x 40ml R2: 2 x 20ml R4: 1 x 1ml	2-8°C
AST IFCC	IFCC	LS	OLY0203A	R1: 6 x 30ml R2: 2 x 18ml	2-8°C
AST IFCC	IFCC	LS	OLY0203B	R1: 5 x 60ml R2: 1 x 60ml	2-8°C
Beta-2-Microglobulin	Turbilatex	LS	OLY0090A	R1: 2 x 12.5ml R2: 1 x 6ml	2-8°C
Bilirubin (Direct)	Vanadate Oxidation	LS	OLY0104A	R1: 2 x 70ml R2: 2 x 18ml	2-8°C
Bilirubin (Total)	Vanadate Oxidation	LS	OLY0105A	R1: 2 x 70ml R2: 2 x 18ml	2-8°C
Bilirubin (Direct)	Jendrassik GROF	LS	OLY0191A	R1: 2 x 60ml R2: 1 x 24ml	2-8°C
Bilirubin (Direct)	Jendrassik GROF	LS	OLY0191B	R1: 4 x 60ml R2: 2 x 24ml	2-8°C
Bilirubin (Total)	Jendrassik GROF	LS	OLY0192A	R1: 2 x 60ml R2: 1 x 24ml	2-8°C
Bilirubin (Total)	Jendrassik GROF	LS	OLY0192B	R1: 4 x 60ml R2: 2 x 24ml	2-8°C
Blood Alcohol	UV	LS	OLY0491A	R1: 3 x 20ml R2: 1 x 10ml R4: 1 x 2ml	2-8°C
Calcium Arsenazo	Arsenazo	LS	OLY0292A	R1: 4 x 60ml	2-8°C
Chloride Thiocyanate	Thiocyanate	LS	OLY0281C	R1: 4 x 30ml	2-8°C
Cholesterol CHOD PAP	CHOD-PAP	LS	OLY0261A	R1: 2 x 60ml	2-8°C
Cholesterol CHOD PAP	CHOD-PAP	LS	OLY0261B	R1: 4 x 60ml	2-8°C
Cholesterol CHOD PAP	CHOD-PAP	LS	OLY0261C	R1: 8 x 60ml	2-8°C
Cholinesterase	Butyryl (DGKC)	LS	OLY0801A	R1: 5 x 20ml R2: 2 x 10ml	2-8°C
Cholinesterase	Butyryl (DGKC)	LS	OLY0801D	R1: 3 x 20ml R2: 1 x 13ml	2-8°C
CK MB	Immunoinhibition	LS	OLY0452A	R1: 2 x 25ml R2: 1 x 10ml	2-8°C
CK MB	Immunoinhibition	LS	OLY0452B	R1: 2 x 50ml R2: 1 x 20ml	2-8°C
CK NAC	NAC-Activated	LS	OLY0252A	R1: 2 x 25ml R2: 1 x 10ml	2-8°C
CK NAC	NAC-Activated	LS	OLY0252B	R1: 2 x 50ml R2: 1 x 20ml	2-8°C
Co2	Enzymatic	Mono LS	OLY0152A	R1: 4 x 20ml	2-8°C
Complement C3	Immunoturbidimetry without sample pre-dilution	LS	OLY0851B	R1: 2 x 20ml R2: 1 x 8ml	2-8°C
Complement C4	Immunoturbidimetry without sample pre-dilution	LS	OLY0861A	R1: 2 x 20ml R2: 1 x 8ml	2-8°C
Copper Serum/Urine	Colorimetric End Point	LS	OLY0343A	R1: 2 x 20ml	2-8°C
Creatinine Enzymatic	Enzymatic SOX	LS	OLY0113A	R1: 1 x 50ml R2: 1 x 25ml CAL: 1x1ml	2-8°C
Creatinine Enzymatic	Enzymatic SOX	LS	OLY0113B	R1: 2 x 50ml R2: 2 x 25ml CAL: 1x1ml	2-8°C
Creatinine Jaffe	Jaffe	LS	OLY0111D	R1: 2 x 30ml R2: 2 x 30ml	2-8°C
Creatinine Jaffe	Jaffe	LS	OLY0111E	R1: 3 x 50ml R2: 3 x 50ml	2-8°C
Creatinine Jaffe	Jaffe	LS	OLY0115B	R1: 4 x 60ml R2: 2 x 24ml	2-8°C
Creatinine Jaffe	Jaffe	LS	OLY0117A	R1: 3 x 50ml R2: 3 x 50ml	2-8°C
CRP Turbidimetry	Turbilatex FUll Range (Linearity 150mg/L)	LS	OLY0382A	R1: 2 x 40ml R2: 1 x 10ml R4: 1 x 1ml	2-8°C

Description	Method	Format	Cat No.	Size	Storage
CRP Turbidimetry	Turbilatex FUll Range (Linearity 150mg/L)	LS	OLY0382B	R1: 2 x 20ml R2: 1 x 20ml R4: 1 x 1ml	2-8°C
CRP Turbidimetry	Turbilatex FUll Range (Linearity 150mg/L)	LS	OLY0382C	R1: 4 x 40ml R2: 2 x 20ml R4: 1 x 1ml	2-8°C
Cystatin-C	Turbilatex	LS	OLY0777A	R1: 1 x 20 ml; R2: 1 x 4 ml	2-8°C
Ferritin	Turbilatex	LS	OLY0441A	R1: 1 x 20ml R2: 1 x 5ml R4: 1 x 1ml	2-8°C
Fructosamine	NBT	LS	OLY0591C	R1: 2 x 9ml R2: 2 x 21ml	2-8°C
GGT	Carboxy	LS	OLY0362A	R1: 3 x 30ml R2: 1 x 18ml	2-8°C
GGT	Carboxy	LS	OLY0362B	R1: 6 x 30ml R2: 2 x 18ml	2-8°C
GLDH	Enzymatic	LS	OLY0899A	R1: 2 x 20ml R2: 1 x 10ml	2-8°C
Glucose GOD PAP	GOD-PAP	LS	OLY0101A	R1: 6 x 60ml	2-8°C
Glucose GOD PAP	GOD-PAP	LS	OLY0101B	R1: 8 x 60ml	2-8°C
Glucose Hexokinase	Hexokinase	LS	OLY0103C	R1: 4 x 60ml R2: 2 x 24ml	2-8°C
HBA1C	Modified Enzymatic	LS	OLY0670A	R1: 1 x 30ml R2: 1 x 10ml	2-8°C
HBA1C	Modified Enzymatic	LS	OLY0670B	R1: 1 x 60ml R2: 1 x 20ml	2-8°C
HBA1C Direct Enzymatic	Enzymatic	LS	OLY0672A	R1: 1 x 21ml R2: 1 x 9ml	2-8°C
HDL Cholesterol (Direct)	Direct	LS	OLY0421A	R1: 3 x 30ml R2: 1 x 30ml	2-8°C
HDL Cholesterol (Direct)	Direct	LS	OLY0421B	R1: 6 x 30ml R2: 2 x 30ml	2-8°C
HDL Cholesterol (Direct)	Direct	LS	OLY0421C	R1: 4 x 70ml R2: 2 x 50ml	2-8°C
Homocysteine	Enzymatic	LS	OLY0690A	R1: 2 x 16ml R2: 1 x 8ml	2-8°C
IgE	Turbilatex	LS	OLY0751A	R1: 1 x 30ml R2: 1 x 10ml; R4: 1 x 1 ml	2-8°C
Immunoglobulin A	Immunoturbidimetry without sample pre-dilution	LS	OLY0701B	R1: 2 x 20ml R2: 1 x 8ml	2-8°C
Immunoglobulin G	Immunoturbidimetry without sample pre-dilution	LS	OLY0721B	R1: 2 x 20ml R2: 1 x 8ml	2-8°C
Immunoglobulin M	Immunoturbidimetry without sample pre-dilution	LS	OLY0731A	R1: 2 x 20ml R2: 1 x 8ml	2-8°C
Inorganic Phosphorous	Molybdate	LS	OLY0301C	R1: 4 x 30ml R2: 2 x 15ml	2-8°C
Inorganic Phosphorous	Molybdate	LS	OLY0302A	R1: 5 x 20ml	2-8°C
Iron Ferrene	Ferrene	LS	OLY0232A	R1: 2 x 40ml R2: 1 x 20ml	2-8°C
Iron Ferrozine	Ferrozine	LS	OLY0235A	R1: 2 x 40ml R2: 2 x 10ml	2-8°C
Iron Ferrozine	Ferrozine	LS	OLY0235B	R1: 4 x 40ml R2: 2 x 20ml	2-8°C
Iron Ferrozine	Ferrozine	LS	OLY0235C	R1: 6 x 40ml R2: 3 x 20ml	2-8°C
Kappa Light Chain	Immunoturbidimetry without sample pre-dilution	LS	OLY0331B	R1: 2 x 20ml R2: 1 x 8ml	2-8°C
Lactate	Enzymatic	Mono LS	OLY0622B	R1: 2 x 30ml	2-8°C
Lambda Light Chain	Immunoturbidimetry without sample pre-dilution	LS	OLY0381B	R1: 2 x 20ml R2: 1 x 8ml	2-8°C
LDH L-P	Lactate -> Pyruvate	LS	OLY0243D	R1: 2 x 20ml R2: 1 x 8ml	2-8°C
LDH P-L	Pyruvate -> Lactate	LS	OLY0242A	R1: 5 x 20ml R2: 1 x 20ml	2-8°C
LDL Cholesterol (Direct)	Direct	LS	OLY0431A	R1: 3 x 30ml R2: 1 x 30ml	2-8°C
LDL Cholesterol (Direct)	Direct	LS	OLY0431B	R1: 6 x 30ml R2: 2 x 30ml	2-8°C
LDL Cholesterol (Direct)	Direct	LS	OLY0431C	R1: 4 x 70ml R2: 2 x 50ml	2-8°C

Description	Method	Format	Cat No.	Size	Storage
Lipase Colorimetric	Colorimetric	LS	OLY0511A	R1: 1 x 20ml R2: 1 x 10ml	2-8°C
Lipoprotein (a)	Immunoturbidimetry without sample pre-dilution	LS	OLY0130A	R1: 2 x 20ml R2: 1 x 8ml	2-8°C
Magnesium Calmagite	Calmagite	LS	OLY0351C	R1: 2 x 20ml R2: 2 x 20ml	2-8°C
Magnesium Xylidyl Blue	Xylidyl Blue	LS	OLY0352A	R1: 2 x 60 ml	2-8°C
Magnesium Xylidyl Blue	Xylidyl Blue	LS	OLY0352B	R2: 6 x 60 ml	2-8°C
Microalbumin	Immunoturbidimetry without sample pre-dilution	LS	OLY0471C	R1: 2 x 20ml R2: 1 x 8ml	2-8°C
Olympus Cleaning Solution		LS	OLY0001A	R1: 2000ml	2-8°C
Potassium Enzymatic	Enzymatic	LS	OLY0133B	R1: 1 x 20ml R2: 1 x 10ml	2-8°C
RF Turbidimetry	Turbilatex	LS	OLY0611A	R1: 1 x 40ml R2: 1 x 10ml, R4: 1x2ml	2-8°C
RF Turbidimetry	Turbilatex	LS	OLY0611B	R1: 2 x 40ml R2: 1 x 20ml, R4: 1x2ml	2-8°C
RF Turbidimetry	Turbilatex	LS	OLY0611C	R1: 4 x 40ml R2: 2 x 20ml, R4: 1x2ml	2-8°C
Sodium Enzymatic	Enzymatic	LS	OLY0142B	R1: 2 x 20ml R2: 2 x 10ml	2-8°C
Total Antioxidant Status (TAS)	Enzymatic	LS	OLY0553A	R1: 1 x 50ml R2: 1 x 10ml; 1 x 1 ml	2-8°C
Total Bile Acids	Enzymatic	LS	OLY0584A	R1: 1 x 30ml R2: 1 x 10ml; 1 x 1 ml	2-8°C
TIBC (Direct)	Colorimetric	LS	OLY0237A	R1: 1 x 50ml R2: 1 x 15ml	2-8°C
Total Protein RTU	Biuret	LS	OLY0173A	R1: 2 x 60ml	2-8°C
Total Protein RTU	Biuret	LS	OLY0173B	R1: 6 x 60ml	2-8°C
Transferrin	Immunoturbidimetry without sample pre-dilution	LS	OLY0741B	R1: 2 x 20ml R2: 1 x 8ml	2-8°C
Triglycerides	GPO-PAP	LS	OLY0271A	R1: 4 x 60ml	2-8°C
Triglycerides	GPO-PAP	LS	OLY0271B	R1: 12 x 60ml	2-8°C
Urea	GLDH Kinetic & End Point	LS	OLY0123A	R1: 2 x 50ml R2: 1 x 20ml	2-8°C
Urea	GLDH Kinetic & End Point	LS	OLY0123B	R1: 4 x 60ml R2: 2 x 24ml	2-8°C
Urea	GLDH Kinetic & End Point	Lyo	OLY0121B	R1: 4 x 50ml R2: 10 x 20ml	2-8°C
Uric Acid	Uricase PAP	Lyo	OLY0601A	R1: 2 x 60ml R2: 2 x 60ml	2-8°C
Uric Acid	Uricase PAP	Lyo	OLY0601B	R1: 4 x 60ml R2: 4 x 60ml	2-8°C
Uric Acid	Uricase PAP	LS	OLY0602A	R1: 4 x 50ml R2: 1 x 50ml	2-8°C
Uric Acid	Uricase PAP	LS	OLY0602B	R1: 4 x 20ml R2: 1 x 20ml	2-8°C
Uric Acid	Uricase PAP	Mono LS	OLY0603A	R1: 2 x 60ml	2-8°C
Uric Acid	Uricase PAP	Mono LS	OLY0603B	R1: 4 x 60ml	2-8°C
Uric Acid	Uricase PAP	Mono LS	OLY0603C	R1: 8 x 60ml	2-8°C
Urinary CSF Protein	Pyrogallol Red	LS	OLY0172C	R1: 4 x 30ml	2-8°C
Zinc	Colorimetric	Mono LS	OLY0462A	R1: 2x 40ml	2-8°C

Furuno System Reagents

Suitable for Furuno CA180, CA270 & CA400 / Daytona Series

Description	Method	Format	Cat No.	Size	Storage
Acid Phosphatase	Fast Red	Lyo	BXCF401A	R1: 20 x 3ml	2-8°C
Albumin	BCG (Ready to Use)	Mono LS	BXCF222A	R1: 9 x 51ml	2-8°C
ALP (AMP)	AMP	LS	BXCF184A	R1: 6 x 51ml R2: 6 x 14ml	2-8°C
ALP (DEA)	DEA	LS	BXCF185A	R1: 6 x 51ml R2: 6 x 14ml	2-8°C
Alpha-1 Acid Glycoprotein	Immunoturbidimetry without sample pre-dilution	LS	BXCF890A	R1: 3 x 16ml R2: 3 x 5ml	2-8°C
Alpha-1 Antitrypsin	Immunoturbidimetry without sample pre-dilution	LS	BXCF190A	R1: 3 x 16ml R2: 3 x 5ml	2-8°C
ALT (GPT)	UV (IFCC)	LS	BXCF213A	R1: 6 x 51 ml R2: 6 x 14 ml	2-8°C
Ammonia	GLDH	Mono LS	BXCF376A	R1: 4 x 20ml R2: 2 x 10ml	2-8°C
Amylase	EPS-pNPG7 IFCC	LS	BXCF563A	R1: 4 x 16ml R2: 4 x 5ml	2-8°C
Amylase Pancreatic	EPS-pNPG7 IFCC	LS	BXCF564A	R1: 4 x 16ml R2: 4 x 5ml	2-8°C
Anti-CCP	Turbilatex	LS	BXCF379A	R1: 1 x 30ml R2: 1 x 10ml R4: 6 x 1 x 0.5 ml	2-8°C
Anti-CCP USA ONLY	Turbilatex	LS	BXCF379B	R1: 1 x 30ml R2: 1 x 10ml R4: 6x 1 x 1ml	2-8°C
Anti-CCP	Turbilatex	LS	BXCF379C	R1: 1 x 30ml R2: 1 x 10ml R4: 1 x 1ml	2-8°C
Anti-CCP	Turbilatex	LS	BXCF379D	R1: 1 x 30ml R2: 1 x 10ml	2-8°C
APO A1	Immunoturbidimetric (Without Sample Pre-dilution)	LS	BXCF411A	R1: 4 x 30ml R2: 4 x 12ml	2-8°C
APO B	Immunoturbidimetric (Without Sample Pre-dilution)	LS	BXCF412A	R1: 4 x 30ml R2: 4 x 12ml	2-8°C
ASO	Turbidimetric Single Point	LS	BXCF501A	R1 4 x 20, R2 4 x 7 + Cal 1 vial	2-8°C
AST	UV (IFCC)	LS	BXCF203A	R1: 6 x 51ml R2: 6 x 14ml	2-8°C
Barbiturates	Homogeneous Enzyme Immunoassay	LS	BXCF050A	R1: 2 x 16.9ml R2: 2 x 8ml	2-8°C
Benzodiazepines	Homogeneous Enzyme Immunoassay	LS	BXCF051A	R1: 2 x 16.9ml R2: 2 x 8ml	2-8°C
Beta-2-Microglobulin	Turbilatex	LS	BXCF090A	R1: 2 x 11ml R2: 2 x 4.3ml	2-8°C
Bile Acids	Enzymatic	LS	BXCF581A	R1: 2 x 18ml R2: 2 x 8ml	2-8°C
Bilirubin (Direct)	Jendrassik	LS	BXCF191A	R1: 2 x 30ml R2: 8 x 4ml	Room Temp
Bilirubin (Total)	Jendrassik	LS	BXCF192A	R1: 2 x 50ml R2: 8 x 4ml	Room Temp
C1 Acid Wash Solution		LS	BXCF912A	1 x 5L	2-8°C
Calcium	Arsenazo	Mono LS	BXCF292A	R1: 9 x 51ml	Room Temp
Calcium	AMP/CPC	LS	BXCF291A	R1: 6 x 51ml R2: 6 x 14ml	Room Temp
Cannabinoids	Homogeneous Enzyme Immunoassay	LS	BXCF052A	R1: 2 x 16.9ml R2: 2 x 8ml	2-8°C
Carbamazepine	Latex Enhanced Immunoturbidimetric	LS	BXCF053A	R1: 2 x 12ml R2: 2 x 5ml	2-8°C
Ceruloplasmin	Immunoturbidimetry without sample pre-dilution	LS	BXCF765A	R1: 3 x 20ml R2: 3 x 6.2ml	2-8°C
Cholesterol	CHOD-PAP	Mono LS	BXCF261A	R1: 9 x 51ml	2-8°C

Description	Method	Format	Cat No.	Size	Storage
CK-MB	Immunoinhibition	LS	BXCF452A	R1: 4 x 20ml R2: 4 x 6ml	2-8°C
CK-MB 4+1	Immunoinhibition	LS	BXCF458A	R1: 4 x 16.5ml R2: 4 x 6.2ml	2-8°C
CK-NAC	NAC-Activated	LS	BXCF252A	R1: 4 x 20ml R2: 4 x 6ml	2-8°C
CO2 Total	Enzymatic	Mono LS	BXCF152A	R1: 4 x 21.7ml	2-8°C
Cocaine Metabolite	Homogeneous Enzyme Immunoassay	LS	BXCF055A	R1: 2 x 16.9ml R2: 2 x 8ml	2-8°C
Complement C3	Immunoturbidimetry without sample pre-dilution	LS	BXCF851A	R1: 4 x 20ml R2: 4 x 6ml	2-8°C
Complement C4	Immunoturbidimetry without sample pre-dilution	LS	BXCF861A	R1: 4 x 20ml R2: 4 x 6ml	2-8°C
Copper	DBP (Colorimetric)	LS	BXCF342A	R1: 5 x 20ml R2: 1 x 30ml	2-8°C
Creatinine	Jaffe	LS	BXCF117A	R1: 6 x 51ml R2: 3 x 51ml	2-8°C
Creatinine Enzymatic	Enzymatic SOX	LS	BXCF113B	R1: 2 x 50ml R2: 1 x 50ml CAL: 2x1ml	2-8°C
CRP	Immunoturbidimetric	LS	BXCF384A	R1: 6 x 20ml R2: 3 x 9ml	2-8°C
CRP (Full Range)	Turbilatex	LS	BXCF382A	R1: 2 x 22ml R2: 1 x 11ml	2-8°C
CRP (Full Range)	Turbilatex	LS	BXCF382B	R1: 4 x 50ml R2: 1 x 50ml	2-8°C
CRP (Full Range)	Turbilatex	LS	BXCF382C	R1: 5 x 100ml R2: 1 x 100ml	2-8°C
CRP (High Sensitivity)	Immunoturbidimetric	LS	BXCF383A	R1: 2 x 11ml R2: 2 x 11ml	2-8°C
Cystatin-C	Immunoturbidimetric	LS	BXCF777A	R1: 2 x 17.6ml R2: 2 x 6.1ml	2-8°C
D-3-Hydroxybutyrate	3-HBDH/NAD	Lyo	BXCF541A	R1: 5x10ml R2: 5x10ml R4: 1x3ml	2-8°C
Digoxin	Immunoturbidimetric	LS	BXCF056A	R1: 2 x 8ml R2: 2 x 6ml	2-8°C
HDL Cholesterol	Direct	LS	BXCF421A	R1: 3 x 51ml R2: 3 x 20ml	2-8°C
LDL Cholesterol	Direct	LS	BXCF431A	R1: 3 x 51ml R2: 3 x 20ml	2-8°C
Ecstasy	Homogeneous Enzyme Immunoassay	LS	BXCF057A	R1: 2x16.9ml R2: 2x8ml	2-8°C
EDDP	Homogeneous Enzyme Immunoassay	LS	BXCF058A	R1: 2 x 16.9ml R2: 2 x 8ml	2-8°C
Ethanol	Enzymatic	LS	BXCF059A	R1: 2 x 16.9ml R2: 2 x 8ml	2-8°C
Ferritin	Turbilatex	LS	BXCF441A	R1: 3 x 20ml R2: 3 x 11ml	2-8°C
Fructosamine	Enzymatic	LS	BXCF591A	R1: 4 x 19.8ml R2: 4 x 6.9ml	2-8°C
G6PDH	Digitonin (UV)	LS	BXCF571A	R1a: 2 x 50ml R1b: 1 x 2ml R2: 1 x 20ml R3: 1 x 20ml	2-8°C
Gamma GT (GGT)	Carboxy	LS	BXCF362A	R1: 6 x 51ml R2: 6 x 14ml	2-8°C
Gentamicin	Immunoturbidimetric	LS	BXCF060A	R1: 2 x 15ml R2: 2 x 6ml	2-8°C
GLDH	Enzymatic	LS	BXCF899A	R1: 2 x 20ml R2: 2 x 5ml	2-8°C
Glucose	GOD-PAP	Mono LS	BXCF101B	R1: 9 x 51ml	2-8°C
Glucose	Hexokinase	LS	BXCF103A	R1: 4 x 51ml R2: 3 x 20ml	2-8°C
Glutamine	Colorimetric	LS	BXCF062A	R1: 4 x 16ml R2: 4 x 6.7ml	2-8°C
Glutathione Peroxidase	Enzymatic	LS	BXCF551A	R1: 8 x 10ml R2: 5 x 5 ml; 1 x 1 ml	2-8°C
Haemoglobin Denaturant Reagent	Immunoturbidimetric	LS	BXCF099A	R1: 2 x 50ml	2-8°C

Description	Method	Format	Cat No.	Size	Storage
Haptoglobin	Immunoturbidimetric	LS	BXCF496A	R1: 2 x 20ml R2: 1 x 8ml	2-8°C
HbA1c	Modified Enzymatic	LS	BXCF670X	R1: 4 x 20ml R2: 4 x 8.6ml R3: 2 x 100ml	2-8°C
Homocysteine	Enzymatic	LS	BXCF690A	R1: 2 x 21.7ml R2: 2 x 4.6ml	2-8°C
IGA	Immunoturbidimetry without sample pre-dilution	LS	BXCF701A	R1: 4 x 20ml R2: 4 x 6ml	2-8°C
IGA	Immunoturbidimetry without sample pre-dilution	LS	BXCF701B	R1: 3 x 20ml R2: 3 x 6.2ml	2-8°C
IGE	Immunoturbidimetry without sample pre-dilution	LS	BXCF751A	R1: 2 x 10ml R2: 2 x 5ml R4: 1 x 1ml	2-8°C
IGG	Immunoturbidimetry without sample pre-dilution	LS	BXCF721A	R1: 4 x 20ml R2: 4 x 6ml	2-8°C
IGG	Immunoturbidimetry without sample pre-dilution	LS	BXCF721B	R1: 3 x 20ml R2: 3 x 6.2ml	2-8°C
IGM	Immunoturbidimetry without sample pre-dilution	Mono LS	BXCF731A	R1: 4 x 20ml R2: 4 x 6ml	2-8°C
IGM	Immunoturbidimetry without sample pre-dilution	LS	BXCF731B	R1: 3 x 20ml R2: 3 x 6.2ml	2-8°C
Inorganic Phosphorus	Molybdate	LS	BXCF301A	R1: 6 x 20ml R2: 3 x 20ml	2-8°C
Inorganic Phosphorus	Molybdate	Mono LS	BXCF302A	R1: 6 x 20ml	2-8°C
Ion Selective Electrodes (ISE-CAL B)		LS	BXCF908A	R1: 1 x 125ml	2-8°C
Iron	Ferrene	LS	BXCF232A	R1: 6 x 20ml R2: 3 x 11ml	2-8°C
ISE Calibrator A		LS	BXCF909A	R1: 1 x 500ml	2-8°C
ISE Urine Diluent		LS	BXCF910A	R1: 2 x 50ml	2-8°C
ISE Wash Solution		LS	BXCF911A	R1: 1 x 90ml R2: 6 x 15ml	2-8°C
Lactate	Enzymatic (Colorimetric)	Mono LS	BXCF622A	R1: 4 x 20.5ml	2-8°C
Lactate Dehydrogenase (LDH) L-P	Lactate -> Pyruvate, DGKC	LS	BXCF243A	R1: 6 x 20ml R2: 3 x 18ml	2-8°C
Lactate Dehydrogenase (LDH) P-L	Pyruvate -> Lactate, DGKC	LS	BXCF242A	R1: 6 x 20ml R2: 3 x 11ml	2-8°C
Lipase	Colorimetric	LS	BXCF511A	R1: 3 x 9ml R2: 3 x 6ml	2-8°C
Lipoprotein (a)	Immunoturbidimetric	LS	BXCF130A	R1: 2 x 10ml R2: 2 x 6ml R4: 1 x 1ml	2-8°C
Lithium	Colorimetric	LS	BXCF125A	R1: 2 x 18.3ml R2: 2 x 6.5ml	2-8°C
Magnesium (Xylidyl Blue)	Xylidyl Blue	Mono LS	BXCF352A	R1: 6 x 20ml	2-8°C
Methadone	Homogeneous Enzyme Immunoassay	LS	BXCF063A	R1: 2x16.9ml R2: 2 x 8ml	2-8°C
Microalbumin	Immunoturbidimetric (Without Sample Pre-dilution)	LS	BXCF471A	R1: 6 x 20ml R2: 3 x 8ml	2-8°C
NEFA	UV Colorimetric	Mono LS	BXCF477A	R1: 1 x 40ml R2: 1 x 10ml CAL: 1 x 1ml	2-8°C
Opiates	Homogeneous Enzyme Immunoassay	LS	BXCF065A	R1: 2 x 16.9ml R2 2 x 8ml	2-8°C
Phenobarbital	Latex Enhanced Immunoturbidimetric	LS	BXCF067A	R1: 2 x 17ml R2: 2 x 6ml	2-8°C
Potassium	TPB	LS	BXCF135A	R1: 3 x 20ml R2: 3 x 9ml	2-8°C
RF	Turbidimetric, Multi-point	LS	BXCF611A	R1: 2 x 20ml R2: 2 x 6ml R4: 1 x 1ml	2-8°C
Saline Diluent		LS	BXCF903A	R1: 10 x 100ml	2-8°C

Description	Method	Format	Cat No.	Size	Storage
SMS Acid Wash Solution (HCL)		LS	BXCF907A	R1: 9 x 50ml (200 mmol/l)	2-8°C
Sodium	Enzymatic	LS	BXCF142A	R1: 3 x 20ml R2: 3 x 10ml	2-8°C
Superoxide Dismutase	Xanthine	LS	BXCF531A	R1: 5x20ml R2: 1 x 100ml R3: 3x10ml	2-8°C
TIBC	DIRECT	LS	BXCF237A	R1: 4 x 9ml R2: 4 x 4ml	2-8°C
Total Protein	Biuret (Concentrate)	LS	BXCF171A	R1: 4 x 51ml R2: 4 x 44ml	2-8°C
Total Protein	Biuret (Ready To Use, Monoliquid)	Mono LS	BXCF173A	R1: 9 x 51ml	2-8°C
Transferrin	Immunoturbidimetry without sample pre-dilution	LS	BXCF741A	R1: 6 x 20ml R2: 3 x 14ml	2-8°C
Transthyretin (PreAlbumin)	Immunoturbidimetric	LS	BXCF070A	R1: 6 x 20ml R2: 3 x 11ml	2-8°C
Triglycerides	GPO-PAP	Mono LS	BXCF271A	R1: 6 x 51ml	2-8°C
Urea	GLDH Kinetic & Endpoint	LS	BXCF123A	R1: 1 x 100ml R2: 1 x 20ml	2-8°C
Urea	Enzymatic Kinetic	LS	BXCF124A	R1: 6 x 51ml R2: 4 x 20ml	2-8°C
Urea	Enzymatic Kinetic	Mono LS	BXCF126A	6 x 21ml	2-8°C
Uric Acid	Uricase PAP	LS	BXCF602A	R1: 6 x 51ml R2: 4 x 20ml	2-8°C
Uric Acid	Enzymatic Colorimetric	Mono LS	BXCF603A	R1: 9 x 51ml	2-8°C
Urinary Protein	Pyrogallol Red	Mono LS	BXCF172A	R1: 3 x 100ml	2-8°C
Valproic Acid	Immunoturbidimetric	LS	BXCF071A	R1: 2 x 15ml R2: 2 x 6ml	2-8°C
Wash Solution No. 1 (Acid)		LS	BXCF904A	6 x 25ml	2-8°C
Wash Solution No. 2 (Alkali)		LS	BXCF905A	6 x 25ml	2-8°C
Wash Solution No. 3 (Neutral)		LS	BXCF906A	6 x 25ml	2-8°C
Zinc	5-Bromo-PAPS (Colorimetric, without deproteinisation)	LS	BXCF462A	R1: 2 x 40ml R2: 1 x 5ml	2-8°C



SECTION 2

QUALITY CONTROLS & CALIBRATORS

Quality Controls & Calibrators

Quality controls and calibrators play a vital role in clinical diagnostics by ensuring the accuracy and reliability of test results. Quality controls are designed to monitor the performance of diagnostic assays and reagents, helping to detect any variations or issues that may arise during testing. This ongoing assessment ensures that laboratories maintain high standards and can identify problems before they affect patient care.

Quality Controls Catalogue

Our complete range of Seraqual quality controls, calibrators and aqueous standards is presented in a dedicated Quality Controls Catalogue, organised into the following sections:

SECTION 1	Antioxidants	07
SECTION 2	Aqueous Standards	09
SECTION 3	Blood Gas & Electrolytes	11
SECTION 4	Blood Grouping	13
SECTION 5	Bone Markers	15
SECTION 6	Cardiac	17
SECTION 7	Clinical Chemistry	21
SECTION 8	Coagulation / Haemostasis	33
SECTION 9	Customised Quality Controls	35
SECTION 10	Diabetes	37
SECTION 11	Drugs of Abuse	39
SECTION 12	Haematology	41
SECTION 13	Immunoassay / Infectious Diseases	43
SECTION 14	Immunology / Proteins	49
SECTION 15	Lipids	53
SECTION 16	Maternal Screening	55
SECTION 17	Pre-eclampsia Controls	59
SECTION 18	Neonatal Screening	61
SECTION 19	Paediatric Screening	63
SECTION 20	Speciality Controls	65
SECTION 21	Thalassaemia	67
SECTION 22	Therapeutic Drugs	69
SECTION 23	Urine	71
SECTION 24	Xanthochromia	74
SECTION 25	IQC & EQA Programmes	76



Quality Controls Catalogue

Page numbers refer to the Quality Controls Catalogue.

For Quality Control product details and ordering information, please refer to our separate Quality Controls Catalogue.

Request a copy: info@fortressdiagnostics.com | +44 (0)28 9448 7676 | fortressdiagnostics.com



SECTION 3

IMMUNOASSAYS (ELISA)

Immunoassays (ELISA)

Enzyme-Linked Immunosorbent Assay (ELISA) is a widely used technique in diagnostics for detecting and quantifying specific proteins, antibodies, or antigens in a sample. It plays a crucial role in diagnosing infections, monitoring disease progression, and assessing immune responses.

ELISA works by using enzyme-linked antibodies to bind to target molecules, generating a measurable signal, typically color change, that indicates the presence and concentration of the target. The significance of ELISA lies in its high sensitivity, allowing the detection of very low concentrations of biomolecules, and its specificity, which is achieved through the use of highly specific antigen-antibody interactions. Its versatility comes from the ability to adapt the assay to detect various types of molecules, including hormones, peptides, proteins, and pathogens. ELISA is widely used in diagnostic tests for detecting infectious diseases like HIV, Hepatitis, and COVID-19, as well as in immunological studies to quantify cytokines, antibodies, or antigens, making it invaluable in both clinical and research settings.

Key Features & Benefits

ELISA (Enzyme-Linked Immunosorbent Assay) offers several benefits that make it a widely used technique in various fields, including medical diagnostics, research, and biotechnology:

High Sensitivity: ELISA can detect target substances at very low concentrations. This is crucial for detecting trace amounts of analytes.

High Throughput: ELISA can be performed in multiwell plates, allowing for the simultaneous analysis of multiple samples.

Quantitative and Qualitative Analysis: By measuring the intensity of the signal produced, ELISA allows for accurate quantification of the target substance in the sample.

Stability: ELISA reagents, particularly antibodies and enzyme conjugates, are generally stable when stored properly.

High Performance ELISA Kits

Category	Description	Range	Incubation Time	Sensitivity
Allergy	**IgE**	0-400 IU/ml	30 + 30 + 15 min	1.00 IIU/ml
Anaemia	**Ferritin**	1 -50,000 ng/ml	30 + 30 + 15 min	1 ng/ml
Autoimmune	**Anti-TG**	25.2 - 124.7 IU/ml	60 + 30 + 15 min	1.94 IU/ml
	Anti-TPO	10.8 - 39.2 IU/ml	60 + 30 + 15 min	0.92 IU/ml
Cardiac Markers	**CRP (High Sensitivity)**	0.014 - 5,000 ug/ml	15 + 15 min	0.014 ug/ml
	Digoxin	0-4 ng/ml	30 + 15 min	0.072 ng/ml
	Troponin-I	0.05-10,000 ng/ml	15 + 15 min	0.05 ng/ml
Diabetes	**C-Peptide**	0 - 0.82 ng/ml	120 + 15 min	0.02 ng/ml
	Insulin	0-300 µIU/ml	120 + 15 min	0.75 uIU/ml
Fertility & Prenatal	**LH**	0.0 - 200 mIU/ml	60 + 15 min	0.8 mIU/ml
	FSH	0.0 - 100 mg/dL	60 + 15 min	0.8 mIU/ml
	Prolactin	0.0 - 100 ng/ml	60 + 15 min	0.8 ng/ml
Growth Deficiency	**HGH**	0-150 U/ml	60 + 15 min	0.025 uIU/ml

Category	Description	Range	Incubation Time	Sensitivity
Maternal Screening	**Down's Syndrome Screening (during first trimester of pregnancy 9th - 13th week)**			
	PAPP-A	0.120- 320 ug/ml	30 + 30 + 20 min	0.12 ug/ml
	Free Beta-hCG	0-200 ng/dl	30 + 30 + 20 min	0.05 ng/ml
	Total hCG	0-250 mIU/ml	60 + 15 min	0.02 mIU/ml
	Down's Syndrome Screening (during second trimester of pregnancy 14th - 24th week).			
	AFP	0.025 -10,000 ng/ml	60 + 15 min	0.025 ng/ml
	Unconjugated Estriol (uE3)	0-30 ng/ml	60 + 15 min	2.9 pg/T
	Free Beta-hCG	0-200 ng/dl	30 + 30+ 20 min	0.05 ng/ml
	Inhibin-A	0-1000 pg/ml	180 + 60+ 15 min	5.0 pg/ml
Steroid Panel	**Progesterone**	0.0 - 60.0 IU/ml	60 + 15 min	0.105 ng/ml
	Testosterone	0.0 - 12.0 mg/ml	60 + 15 min	0.038 ng/ml
	Estradiol	0.0 - 3000 IU/ml	60 + 15 min	6.5 pg/ml
	Free testosterone	0-34 pg/ml	60 + 15 min	0.02 pg/ml
	DHEA-S	0.0 - 8.0 mg/ml	60 + 15 min	0.035 mg/ml
	17Alpha-OH Progesterone	0.0 - 10.0 ng/ml	60 + 15 min	0.03 ng/ml
	Cortisol	0.0 - 50.0 mg/dl	60 + 15 min	0.25 mg/dL
Thyroid & Adrenal	**T3**	0.0 - 7.5 ng/ml	60 + 15 min	0.04 ng/ml
	T4	0.0 - 25 mg/dl	60 + 15 min	0.4 mg/dL
	TSH	0.0 - 40 mIU/ml	60 + 15 min	0.078 mIU/ml
	FT3	0.0 - 16 pg/ml	60 + 15 min	0.05 pg/ml
	FT4	0.0 - 2.7 pg/ml	60 + 15 min	0.05 ng/dL
	TG	0.0 - 2000 IU/ml	60 + 15 min	5.0 IU/ml dL
	TPO	0.0 - 500 IU/ml	60 + 15 min	1.5 IU/ml
	T3-Uptake	18.0 - 47.0%	60 + 15 min	-
	NT4	0.0 - 25 mg/dL	16 - 20 Hours	0.5 mg/dL
	NTSH	0.0 - 250 mIU/ml	16 - 20 Hours	1.0 mIU/ml
Tumour Markers	**AFP**	0.025 -10,000 ng/ml	60 + 15 min	0.025 ng/ml
	CA 15.3	0-400 U/ml	60 + 60 + 20 min	0.2 U/ml
	CA 125	0-400 IU/ml	60 + 15 min	1 U/ml
	CA 19.9	0-500 U/ml	60 + 15 min	1 U/ml
	CEA	0.025 - 60,000 ng/ml	60 + 15 min	0.025 ng/ml
	fPSA	0 - 10 ng/ml	60 + 15 min	0.052 ng/ml
	PSA	0 - 100 ng/dl	30 + 15 min	0.012 ng/ml
Vitamin-D	**Vitamin-D**	0 - 150 ng/ml	90 + 30 + 30 min	0.6 ng/ml

Ordering Information

Description	Details	Method	Cat No.	Size	Storage
17Alpha-OH Progesterone		ELISA	BXE0996A	96T	2-8°C
AFP		ELISA	BXE0801A	96T	2-8°C
AFP		ELISA	BXE0801B	192T	2-8°C
Anti-HBc		ELISA	BXE0761A	96T	2-8°C
Anti-HBe		ELISA	BXE0772A	96T	2-8°C
Anti-HBs (Quantitative)		ELISA	BXE0752A	96T	2-8°C
Anti-Mullerian Hormone (AMH)		ELISA	BXE0999A	96T	2-8°C
Anti-Mullerian Hormone (AMH) BC		ELISA	BXE0989A	96T	2-8°C
Anti-Tg		ELISA	BXE0895A	96T	2-8°C
Anti-TPO		ELISA	BXE0896A	96T	2-8°C
CA125		ELISA	BXE0821A	96T	2-8°C
CA15-3		ELISA	BXE0881A	96T	2-8°C
CA19.9		ELISA	BXE0841A	96T	2-8°C
CEA		ELISA	BXE0811A	96T	2-8°C
Cortisol		ELISA	BXE0831A	96T	2-8°C
COVID-19 IgM Antibody		ELISA	BXE0883A	96T	2-8°C
COVID-19 Neutralising Antibody		ELISA	BXE0885A	96T	2-8°C
COVID-19 Total Antibody		ELISA	BXE0882A	96T	2-8°C
C-Peptide		ELISA	BXE0616A	96T	2-8°C
CRP (High Sensitivity)		ELISA	BXE0617A	96T	2-8°C
Cytomegalo Virus (CMV) IgG		ELISA	BXE0880A	96T	2-8°C
Cytomegalo Virus (CMV) IgM		ELISA	BXE0890A	96T	2-8°C
Dengue IgG		ELISA	BXE0695A	96T	2-8°C
Dengue IgM		ELISA	BXE0696A	96T	2-8°C
DHEA-S		ELISA	BXE0998A	96T	2-8°C
Digoxin		ELISA	BXE0992A	96T	2-8°C
Estradiol		ELISA	BXE0860A	96T	2-8°C
Estradiol		ELISA	BXE0860B	192T	2-8°C
Ferritin		ELISA	BXE0891A	96T	2-8°C
Folate		ELISA	BXE0892A	96T	2-8°C
Free PSA		ELISA	BXE0861A	96T	2-8°C
Free Testosterone		ELISA	BXE0997A	96T	2-8°C
Free βhCG		ELISA	BXE0872A	96T	2-8°C
FSH		ELISA	BXE0631A	96T	2-8°C
FSH		ELISA	BXE0631B	192T	2-8°C
FSH		ELISA	BXE0631C	480T	2-8°C
FT3		ELISA	BXE0731A	96T	2-8°C
FT4		ELISA	BXE0721A	96T	2-8°C
HAV.IgG		ELISA	BXE0601A	96T	2-8°C

Description	Details	Method	Cat No.	Size	Storage
HAV.IgM		ELISA	BXE0602A	96T	2-8°C
HBc.IgM		ELISA	BXE0603A	96T	2-8°C
HBeAg		ELISA	BXE0771A	96T	2-8°C
HbsAg		ELISA	BXE0741A	96T	2-8°C
HbsAg		ELISA	BXE0741B	192T	2-8°C
HbsAg		ELISA	BXE0741C	480T	2-8°C
HbsAg (High Sensitivity)		ELISA	BXE0742A	96T	2-8°C
HbsAg (High Sensitivity)		ELISA	BXE0742B	192T	2-8°C
HbsAg (High Sensitivity)		ELISA	BXE0742C	480T	2-8°C
HbsAg (High Sensitivity) with CE		ELISA	BXE0743A	96T	2-8°C
HbsAg (High Sensitivity) with CE		ELISA	BXE0743C	480T	2-8°C
hCG		ELISA	BXE0871A	96T	2-8°C
hCG		ELISA	BXE0871B	192T	2-8°C
hCG Rapid		ELISA	BXE0873A	96T	2-8°C
hCG Rapid		ELISA	BXE0873B	192T	2-8°C
hCG Rapid Extended Range		ELISA	BXE0874A	96T	2-8°C
hCG Rapid Extended Range		ELISA	BXE0874B	192T	2-8°C
HCV		ELISA	BXE0781A	96T	2-8°C
HCV		ELISA	BXE0781B	192T	2-8°C
HCV		ELISA	BXE0781C	480T	2-8°C
HCV High Sensitivity with CE		ELISA	BXE0783A	96T	2-8°C
HCV High Sensitivity with CE		ELISA	BXE0783C	480T	2-8°C
HDV.Ag		ELISA	BXE0605A	96T	2-8°C
HDV.IgG		ELISA	BXE0606A	96T	2-8°C
HDV.IgM		ELISA	BXE0607A	96T	2-8°C
Helicobacter Pylori, IgA		ELISA	BXE0672A	96T	2-8°C
Helicobacter Pylori, IgG		ELISA	BXE0673A	96T	2-8°C
Helicobacter Pylori, IgM		ELISA	BXE0674A	96T	2-8°C
Herpes Simplex Virus (HSV-I/2), IgG		ELISA	BXE0621A	96T	2-8°C
Herpes Simplex Virus (HSV-I/2), IgM		ELISA	BXE0622A	96T	2-8°C
Herpes Simplex Virus-I (HSV-I), IgG		ELISA	BXE0611A	96T	2-8°C
Herpes Simplex Virus-II (HSV-II), IgG		ELISA	BXE0613A	96T	2-8°C
Herpes Simplex Virus-II (HSV-II), IgM		ELISA	BXE0614A	96T	2-8°C
HEV Ab		ELISA	BXE0745A	96T	2-8°C
HEV Ag		ELISA	BXE0903A	96T	2-8°C
HEV Ag Plus		ELISA	BXE0904A	96T	2-8°C
HEV IgG		ELISA	BXE0901A	96T	2-8°C
HEV IgM		ELISA	BXE0902A	96T	2-8°C
HGV.IgG		ELISA	BXE0608A	96T	2-8°C
HIV 1+2 3rd gen		ELISA	BXE0791A	96T	2-8°C

Description	Details	Method	Cat No.	Size	Storage
HIV 1+2 3rd gen		ELISA	BXE0791B	192T	2-8°C
HIV 1+2 3rd gen		ELISA	BXE0791C	480T	2-8°C
HIV 1+2 3rd Gen. (with CE)		ELISA	BXE0793A	96T	2-8°C
HIV 1+2 3rd Gen. (with CE)		ELISA	BXE0793C	480T	2-8°C
HIV Ag/Ab 4th gen		ELISA	BXE0792A	96T	2-8°C
HIV Ag/Ab 4th gen		ELISA	BXE0792B	192T	2-8°C
HIV Ag/Ab 4th gen. (with CE)		ELISA	BXE0794A	96T	2-8°C
HIV Ag/Ab 4th gen. (with CE)		ELISA	BXE0794C	480T	2-8°C
HTLV 1+2 ELISA		ELISA	BXE0910A	96T	2-8°C
Human Growth Hormone (HGH)		ELISA	BXE0991A	96T	2-8°C
IgE		ELISA	BXE0641A	96T	2-8°C
IL-6		ELISA	BXE0961A	96T	2-8°C
Inhibin-A		ELISA	BXE0615A	96T	2-8°C
Inhibin-B		ELISA	BXE0618A	96T	2-8°C
Insulin		ELISA	BXE0610A	96T	2-8°C
Leptin		ELISA	BXE0962A	96T	2-8°C
LH		ELISA	BXE0651A	96T	2-8°C
LH		ELISA	BXE0651B	192T	2-8°C
LH		ELISA	BXE0651C	480T	2-8°C
Malaria		ELISA	BXE0691A	96T	2-8°C
MCM5		ELISA	BXE0950A	96T	2-8°C
Myoglobin		ELISA	BXE0609A	96T	2-8°C
Neonatal T4		ELISA	BXE0863A	96T	2-8°C
Neonatal TSH		ELISA	BXE0682A	96T	2-8°C
PAPP-A		ELISA	BXE0888A	96T	2-8°C
Patient Cards for NTSH & NT4	6 Specimen per Paper Card	ELISA	BXEPC100	SET OF 100	2-8°C
Progesterone		ELISA	BXE0661A	96T	2-8°C
Progesterone		ELISA	BXE0661B	192T	2-8°C
Prolactin		ELISA	BXE0671A	96T	2-8°C
Prolactin		ELISA	BXE0671B	192T	2-8°C
Prolactin		ELISA	BXE0671C	480T	2-8°C
PSA		ELISA	BXE0851A	96T	2-8°C
PSA		ELISA	BXE0851B	192T	2-8°C
PSA (High Sensitivity)		ELISA	BXE0852A	96T	2-8°C
PSA (High Sensitivity)		ELISA	BXE0852B	192T	2-8°C
PTH Intact (Parathormone)		ELISA	BXE0684A	96T	2-8°C
Rubella, IgG		ELISA	BXE0685A	96T	2-8°C
Rubella, IgM		ELISA	BXE0686A	96T	2-8°C
Syphilis ELISA		ELISA	BXE0995A	96T	2-8°C
Syphilis ELISA		ELISA	BXE0995B	192T	2-8°C

Description	Details	Method	Cat No.	Size	Storage
Syphilis ELISA		ELISA	BXE0995C	480T	2-8°C
T3		ELISA	BXE0701A	96T	2-8°C
T3		ELISA	BXE0701B	192T	2-8°C
T3		ELISA	BXE0701C	480T	2-8°C
T3 Streptavidin		ELISA	BXE0703A	96T	2-8°C
T3 Streptavidin		ELISA	BXE0703B	192T	2-8°C
T3-Uptake		ELISA	BXE0702A	96T	2-8°C
T3-Uptake		ELISA	BXE0702B	192T	2-8°C
T4		ELISA	BXE0711A	96T	2-8°C
T4		ELISA	BXE0711B	192T	2-8°C
T4		ELISA	BXE0711C	480T	2-8°C
T4 Streptavidin		ELISA	BXE0712A	96T	2-8°C
T4 Streptavidin		ELISA	BXE0712B	192T	2-8°C
Testosterone		ELISA	BXE0862A	96T	2-8°C
Testosterone		ELISA	BXE0862B	192T	2-8°C
Toxoplasma gondii, IgG		ELISA	BXE0689A	96T	2-8°C
Toxoplasma gondii, IgM		ELISA	BXE0690A	96T	2-8°C
Troponin-I		ELISA	BXE0864A	96T	2-8°C
TSH		ELISA	BXE0681A	96T	2-8°C
TSH		ELISA	BXE0681B	192T	2-8°C
TSH		ELISA	BXE0681C	480T	2-8°C
TSH Rapid		ELISA	BXE0683A	96T	2-8°C
Unconjugated Estriol (UE3)		ELISA	BXE0865A	96T	2-8°C
Vitamin B12		ELISA	BXE0960A	96T	2-8°C
Vitamin-D (Blood Spots)		ELISA	BXE0113A	96T	2-8°C
Vitamin-D Fast (90 Min)	LS	ELISA	BXE0111A	96T	2-8°C
Vitamin-D Fast (90 Min)	Lyo	ELISA	BXE0112A	96T	2-8°C
Zinc		ELISA	BXE0462A	96T	2-8°C



SECTION 4

IMMUNOASSAYS (CLIA)

Immunoassays (CLIA)

Chemiluminescence Immunoassay (CLIA) is an advanced diagnostic technique used to detect and quantify specific molecules such as proteins, hormones, and antibodies in biological samples. It combines the sensitivity of immunoassays with chemiluminescence, where a chemical reaction produces light as a signal.

In CLIA, antibodies or antigens are labeled with a chemiluminescent substance, and when the target molecule binds to the labeled antibodies, a luminescent reaction is triggered. The emitted light is measured, and its intensity correlates with the concentration of the target molecule.

Chemiluminescence Immunoassay (CLIA) is a widely used detection method which combines highly sensitive chemiluminescence with highly specific immune response and affinity of antibodies. CLIA is widely used in clinical laboratories for various applications, including hormone assays, tumor marker testing, infectious disease diagnostics, and therapeutic drug monitoring. It offers high sensitivity, specificity, and a wide dynamic range, making it a valuable tool in medical diagnostics. Fortress Diagnostics manufactures a broad range of CLIA tests to support the growing demand for this greater quality method of testing.

Key Features & Benefits

Chemiluminescence Immunoassay (CLIA) offers several advantages that makes it the most advanced immunoassay technology on the market and invaluable in clinical diagnostics and research:

High Sensitivity: CLIA is the most sensitive method among immunoassay technologies.

High Linearity: This is crucial for ensuring the accuracy of results. The high linearity of CLIA assays makes them suitable for quantitative analysis.

No Protein Quenching Problem: Minimises the impact of interfering proteins while preserving the specificity and sensitivity of the assay.

Fast Incubation: Hence reduced assay time making CLIA more efficient and suitable for high-throughput testing environments, such as clinical laboratories.

Ordering Information

CLIA-100 Infectious Series

Description	Details	Method	Cat No.	Size	Storage
Anti-HBc QN		CLIA	BXL0110A	100T/Kit	2-8°C
Anti-HBc IgM		CLIA	BXL0113A	100T/Kit	2-8°C
Anti-HBe QN		CLIA	BXL0109A	100T/Kit	2-8°C
EBV EBNA1 IgA		CLIA	BXL0122A	100T/Kit	2-8°C
EBV VCA IgA		CLIA	BXL0123A	100T/Kit	2-8°C
EBV Zta IgA		CLIA	BXL0124A	100T/Kit	2-8°C
HAV Ab		CLIA	BXL0101A	100T/Kit	2-8°C
HAV IgM		CLIA	BXL0102A	100T/Kit	2-8°C
HBcAb		CLIA	BXL0107A	100T/Kit	2-8°C
HBcAb HQ		CLIA	BXL0112A	100T/Kit	2-8°C
HBeAb		CLIA	BXL0106A	100T/Kit	2-8°C

Description	Details	Method	Cat No.	Size	Storage
HBeAg		CLIA	BXL0105A	100T/Kit	2-8°C
HBeAg QN		CLIA	BXL0108A	100T/Kit	2-8°C
HBsAb		CLIA	BXL0104A	100T/Kit	2-8°C
HBsAg		CLIA	BXL0103A	100T/Kit	2-8°C
HBsAg HQ		CLIA	BXL0111A	100T/Kit	2-8°C
HBV PreS1		CLIA	BXL0114A	100T/Kit	2-8°C
HCV Ab		CLIA	BXL0115A	100T/Kit	2-8°C
HDV IgG		CLIA	BXL0119A	100T/Kit	2-8°C
HDV IgM		CLIA	BXL0118A	100T/Kit	2-8°C
HEV IgG		CLIA	BXL0121A	100T/Kit	2-8°C
HEV IgM		CLIA	BXL0120A	100T/Kit	2-8°C
HIV Ag/Ab		CLIA	BXL0116A	100T/Kit	2-8°C
SARS-CoV-2 Ab		CLIA	BXL0126A	100T/Kit	2-8°C
SARS-CoV-2 IgG		CLIA	BXL0127A	100T/Kit	2-8°C
SARS-CoV-2 IgM		CLIA	BXL0128A	100T/Kit	2-8°C
Syphilis		CLIA	BXL0117A	100T/Kit	2-8°C
TS (Trigger Solution)		CLIA	BXL0203A	200ml/bottle	2-8°C
CWS (Concentrated Wash Solution)	For 1000 tests	CLIA	BXL0200A	500ml/bottle	2-8°C
Disposable Tips (Bulk)	For 1000 tests	CLIA	BXL0204A	1000pcs/bag	2-8°C
Disposable Tips (Fully-Loaded)	For 3840 tests	CLIA	BXL0206A	96pcs*5levels*8sets/box	2-8°C
DU (Diluent Universal)	For 1000 tests	CLIA	BXL0201A	200ml/bottle	2-8°C
PTS (Pre-Trigger Solution)		CLIA	BXL0202A	200ml/bottle	2-8°C
Reaction Cuvettes (Bulk)		CLIA	BXL0205A	1000pcs/bag	2-8°C
Reaction Cuvettes (Fully-loaded)		CLIA	BXL0207A	96pcs*5levels*4sets/box	2-8°C

CLIA-200

Description	Details	Method	Cat No.	Size	Storage
Alpha Feto Protein (AFP)		CLIA	BXL0129A	100T/Kit	2-8°C
Anti-Cyclic Citrullinated Peptide Antibody (Anti-CCP)		CLIA	BXL0279A	100T/Kit	2-8°C
Anti-Mullerian Hormone (AMH)		CLIA	BXL0185A	100T/Kit	2-8°C
Anti-Thyroglobulin (Anti-TG)		CLIA	BXL0895A	100T/Kit	2-8°C

Description	Details	Method	Cat No.	Size	Storage
Anti-Treponema Pallidum Antibody (Anti-TP)		CLIA	BXL0894A	100T/Kit	2-8°C
Anti-Thyroid Peroxidase Antibody (Anti-TPO)		CLIA	BXL0896A	100T/Kit	2-8°C
Beta2-Microglobulin (B-2-M)		CLIA	BXL0144A	100T/Kit	2-8°C
Brain Natriuretic Peptide (BNP)		CLIA	BXL0170A	100T/Kit	2-8°C
Cancer Antigen 125 (CA-125)		CLIA	BXL0134A	100T/Kit	2-8°C
Cancer Antigen 15-3 (CA15-3)		CLIA	BXL0135A	100T/Kit	2-8°C
Cancer Antigen 19-9 (CA19-9)		CLIA	BXL0136A	100T/Kit	2-8°C
Cancer Antigen 242 (CA-242)		CLIA	BXL0139A	100T/Kit	2-8°C
Cancer Antigen 50 (CA-50)		CLIA	BXL0138A	100T/Kit	2-8°C
Cancer Antigen 72-4 (CA72-4)		CLIA	BXL0137A	100T/Kit	2-8°C
Carcinoembryonic Antigen (CEA)		CLIA	BXL0130A	100T/Kit	2-8°C
Creatine Kinase-MB Isozyme (CK-MB)		CLIA	BXL0159A	100T/Kit	2-8°C
Cortisol		CLIA	BXL0197A	100T/Kit	2-8°C
C-Peptide		CLIA	BXL0172A	100T/Kit	2-8°C
Complexed PSA (c-PSA)		CLIA	BXL0133A	100T/Kit	2-8°C
Calcitonin (CT)		CLIA	BXL0148A	100T/Kit	2-8°C
Cardiac Troponin-I (cTnI)		CLIA	BXL0161A	100T/Kit	2-8°C
Cardiac Troponin-T (cTnT)		CLIA	BXL0160A	100T/Kit	2-8°C
D-Dimer		CLIA	BXL0787A	100T/Kit	2-8°C
Estradiol (E2)		CLIA	BXL0191A	100T/Kit	2-8°C
Free-Beta-HCG (fBhCG)		CLIA	BXL0187A	100T/Kit	2-8°C
Ferritin (FTN)		CLIA	BXL0174A	100T/Kit	2-8°C
Folate		CLIA	BXL0892A	100T/Kit	2-8°C
Follicle Stimulating Hormone (FSH)		CLIA	BXL0190A	100T/Kit	2-8°C
Free PSA (f-PSA)		CLIA	BXL0131A	100T/Kit	2-8°C
Free-T3 (FT3)		CLIA	BXL0153A	100T/Kit	2-8°C
Free-T4 (FT4)		CLIA	BXL0154A	100T/Kit	2-8°C
Human Epididymis Protein-4 (HE4)		CLIA	BXL0425A	100T/Kit	2-8°C
Homocysteine (HCY)		CLIA	BXL0690A	100T/Kit	2-8°C
High Sensitivity CRP (Hs-CRP)		CLIA	BXL0163A	100T/Kit	2-8°C
Human Growth Hormone (hGH)		CLIA	BXL0196A	100T/Kit	2-8°C

Description	Details	Method	Cat No.	Size	Storage
Interleukin-6 (IL-6)		CLIA	BXL0176A	100T/Kit	2-8°C
Insulin (INS)		CLIA	BXL0173A	100T/Kit	2-8°C
Intact Parathyroid Hormone (iPTH)		CLIA	BXL0198A	100T/Kit	2-8°C
Luteinising Hormone (LH)		CLIA	BXL0186A	100T/Kit	2-8°C
Myoglobin (Myo)		CLIA	BXL0162A	100T/Kit	2-8°C
Neutrophil Gelatinase-Associated Lipocalin (NGAL)		CLIA	BXL0180A	100T/Kit	2-8°C
Neuron-Specific Enolase (NSE)		CLIA	BXL0141A	100T/Kit	2-8°C
N-Terminal Pro-B-Type Natriuretic Peptide (NT-proBNP)		CLIA	BXL0164A	100T/Kit	2-8°C
Procalcitonin (PCT)		CLIA	BXL0175A	100T/Kit	2-8°C
Placental Growth Factor (PLGF)		CLIA	BXL0700A	100T/Kit	2-8°C
Progesterone (Prog)		CLIA	BXL0193A	100T/Kit	2-8°C
Prolactin (PRL)		CLIA	BXL0188A	100T/Kit	2-8°C
Reverse-T3 (rT3)		CLIA	BXL0701A	100T/Kit	2-8°C
Soluble Fms-Like Tyrosine Kinase-1 (sFlt-1)		CLIA	BXL0702A	100T/Kit	2-8°C
Total-Beta-HCG		CLIA	BXL0189A	100T/Kit	2-8°C
Testosterone		CLIA	BXL0192A	100T/Kit	2-8°C
Thyroglobulin (TG)		CLIA	BXL0157A	100T/Kit	2-8°C
Thyroid Stimulating Hormone (TSH)		CLIA	BXL0152A	100T/Kit	2-8°C
Total PSA (t-PSA)		CLIA	BXL0132A	100T/Kit	2-8°C
Total-T3 (TT3)		CLIA	BXL0150A	100T/Kit	2-8°C
Total-T4 (TT4)		CLIA	BXL0151A	100T/Kit	2-8°C
Vitamin-D (25-OH-VD)		CLIA	BXL0199A	100T/Kit	2-8°C
Vitamin B-12		CLIA	BXL0960A	100T/Kit	2-8°C



SECTION 5

SYPHILIS

Syphilis Testing

Syphilis testing is crucial in diagnosing and managing syphilis, a sexually transmitted infection (STI) caused by the bacterium *Treponema Pallidum* (TP). Early detection is essential as syphilis progresses through stages (primary, secondary, latent, and tertiary), with potentially severe complications if left untreated, including neurological and cardiovascular damage. Common syphilis tests include non-treponemal tests (such as RPR and VDRL), which detect antibodies produced in response to the infection, and treponemal tests (such as FTA-ABS and TPPA), which detect specific antibodies against T. pallidum.

The importance of syphilis testing in diagnostics lies in its role in early detection, allowing timely treatment with antibiotics (usually penicillin) to prevent long-term complications. Testing is also essential for controlling the spread of the infection, especially in pregnant women, as untreated syphilis can lead to congenital syphilis, causing severe harm to the baby. Routine screening in high risk populations helps in public health efforts to reduce syphilis transmission and related health complications.

According to the Center for Disease Control (CDC), the number of cases of Syphilis infection has markedly increased since 1985. Some studies have reported a substantial epidemiological correlation between the acquisition and transmission of the HIV virus and Syphilis. In response to this high demand, Fortress Diagnostics manufactures, develops and supplies an extensive range of high quality syphilis tests with controls and associated reagents.

Featured Products

RPR (Rapid Plasma Reagin)

The Fortress Diagnostics Rapid Plasma Reagin or RPR Card test is a non-treponemal method for the serological detection of syphilis. The antigen– a particulate carbon suspension coated with lipid complexes – agglutinates in the presence of serum reagins. Reagins are antibodies present in the sera of syphilitic patients. Visible agglutination in the form of black clumps which can be viewed macroscopically, indicate the presence of such antibodies in the sample tested.

Syphilis Control Set

The Fortress Diagnostics Syphilis Control Set is designed for the validation of the Fortress range of Syphilis Test Kits. It is recommended that a positive and negative control be included with each run of tests carried out.

TPHA (Treponema Pallidum Haemagglutination)

The Fortress Diagnostics TPHA Test is a sensitive and specific indirect haemagglutination test for the detection of antibodies to Treponema Pallidum. Preserved avian erythrocytes are coated with antigen components of pathogenic T. Pallidum (Nichol's strain). These Test Cells then agglutinate in the presence of specific antibodies to T. Pallidum resulting in the formation of characteristic patterns in microtitration plates. Antibodies to non-pathogenic treponemes are absorbed by an extract of Reiter's treponeme which has been added to the cell suspensions.

VDRL (Venereal Disease Research Laboratory)

The Fortress Diagnostics VDRL test is a non-treponemal flocculation test for the detection and titration of reagins. Reagins are antibodies raised against syphilis induced tissue damage. VDRL Cardiolipin is an alcohol based solution which comprises of three chemically pure components – cardiolipin, lecithin and cholesterol. When the antigen is added to the VDRL buffered saline solution, it forms an emulsion of fine particles which flocculate in the presence of reagins.

Ordering Information

Description	Details	Format	Cat No.	Size	Storage
RPR	Reagent Only	LS	SYCA0002	2ml (100T)	2-8°C
RPR	Reagent Only	LS	SYCA0005	5ml (250T)	2-8°C
RPR	Reagent Only	LS	SYCA0010	10ml (500T)	2-8°C
RPR	Reagent Only	LS	SYCA0100	100ml (5000T)	2-8°C
RPR	Reagent Only	LS	SYCA1000	1000ml (50,000T)	2-8°C
RPR	Positive & Negative Control, Pipette/Stirrers, Test Cards, Dispensing Bottle and Needle	LS	SYRPR025	25T	2-8°C
RPR	Positive & Negative Control, Pipette/Stirrers, Test Cards, Dispensing Bottle and Needle	LS	SYRPR050	50T	2-8°C
RPR	Positive & Negative Control, Pipette/Stirrers, Test Cards, Dispensing Bottle and Needle	LS	SYRPR100	100T	2-8°C
RPR	Positive & Negative Control, Pipette/Stirrers, Test Cards, Dispensing Bottle and Needle	LS	SYRPR500	500T	2-8°C
Syphilis Control	Positive & Negative Controls 5 x1.0ml vials of each	LS	SYPN0010	2 x 5 x 1ml	2-8°C
TPHA	TPHA with +ve and -ve Controls	LS	SYTP0100	100T	2-8°C
TPHA	TPHA with +ve and -ve Controls	LS	SYTP0200	200T	2-8°C
TPHA	TPHA Negative Control	LS	STNC0001	1ML	2-8°C
TPHA	TPHA Positive Control	LS	STPC0001	1ML	2-8°C
VDRL	VDRL Antigen & Buffered Saline Diluent	LS	SYVD0005	1 x 5ml VDRL, 1 x 60ml Buffer	2-8°C





SECTION 6

FEBRILE ANTIGENS

Febrile Antigens

Febrile antigens play an important role in diagnostics by helping to detect infections that cause febrile (fever-related) illnesses, often associated with diseases like typhoid, brucellosis, and rickettsial infections. Febrile antigen tests involve detecting antibodies in a patient's blood that react to specific bacterial antigens. These tests are useful in diagnosing conditions where fever is a prominent symptom, especially in regions where these infections are endemic.

The importance of febrile antigens in diagnostics lies in their ability to provide a rapid, preliminary diagnosis, aiding in the early identification of bacterial infections that cause fever. Early detection through febrile antigen testing allows for timely treatment, preventing the progression of serious complications. These tests are especially valuable in resource-limited settings where more advanced diagnostics may not be available, and they contribute to better disease management and public health surveillance. Fortress Diagnostics' range of febrile antigens can be used either as a screening tests or as a confirmatory tests.

Featured Products

Febrile Antigen (Widal)

The Fortress Diagnostics Febrile Antigen (Widal) test is a common agglutination test employed in the serological diagnosis of enteric fever and helps to detect the presence of Salmonella antigens in a patient's serum. Patients infected with Salmonella produce antibodies against the antigens of the organism. Antibodies in serum produced in response to exposure to Salmonella organisms will agglutinate bacterial suspension which carries homologous antigens.

Rose Bengal

The Fortress Diagnostics Rose Bengal test is a rapid slide agglutination test for the qualitative and semi-quantitative assessment of Brucellosis antibodies. It is one of the easiest to implement and the most widely used for identifying Brucellosis antibodies in human and animal serum. Specific antibodies to the Brucella species are detectable a few weeks after exposure. The stained bacterial suspension agglutinates when mixed with samples containing IgG or IgM antibodies if present in patient samples in concentration ≥25 IU/ml.

Weil-Felix

The Weil-Felix test was developed by Weil and Felix in 1916. It is a heterophile agglutination test due to the antigenic sharing between species of proteus and rickettsia. Antibodies produced against rickettsial antigen cross reacts with OX19 and OX2 strains of Proteus vulgaris and OXK strains of Proteus mirabilis. Proteus stained febrile antigen suspensions can be used to identify and quantitate specific antibodies in human sera following infection with certain Rickettsiae pathogens. Proteus OX19 reacts strongly with the sera of patients with typhus group rickettsiae and rocky mountain spotted fever, Proteus OX2 reacts strongly with sera of patients with spotted fever infections, while the Proteus OXK reacts strongly with the sera of patients infected with scrub typhus.

The Fortress Diagnostics Febrile Antigens Weil-Felix test is prepared for the rapid detection and semi-quantitation of serum antibodies developed during the acute stage of disease. The antigens agglutinate in the presence of the homologous antibodies in the sample tested.

Ordering Information

Description	Details	Format	Cat No.	Size	Storage
Brucella & Proteus +ve Control	1ml Polyvalent Positive	LS	FEPBPPC1	1 x 1ml	2-8°C
Brucella Abortus	5ml Stained Antigen Suspension	LS	FEBBAB05	1 x 5ml	2-8°C
Brucella Abortus	1000ml Stained Antigen Suspension	LS	FEBBAB1L	1000ml	2-8°C
Brucella Melitensis	5ml Stained Antigen Suspension	LS	FEBBME05	1 x 5ml	2-8°C
Brucella Melitensis	1000ml Stained Antigen Suspension	LS	FEBBME1L	1000ml	2-8°C
Febrile Antigen Kit (Widal)	8 x 5ml Stained Salmonella Antigens, 100T per Antigen (Without Controls)	LS	FEBNC100	8 x 5ml	2-8°C
Febrile Antigen Kit (Widal)	8 x 5ml Stained Salmonella Antigens, 100T per Antigen (With Controls)	LS	FEBWC100	8 x 5ml/2 x 1ml	2-8°C
Febrile Negative Control	1ml Polyvalent Negative	LS	FEBNC001	1 x 1ml	2-8°C
Febrile Positive Control	1ml Polyvalent Positive	LS	FEBPC001	1 x 1ml	2-8°C
Proteus OX19	5ml Stained Antigen Suspension	LS	FEPOX905	1 x 5ml	2-8°C
Proteus OX2	5ml Stained Antigen Suspension	LS	FEPOX205	1 x 5ml	2-8°C
Proteus OXK	5ml Stained Antigen Suspension	LS	FEPOXK05	1 x 5ml	2-8°C
Rose Bengal	2.5ml Rose Bengal, 1ml +ve and -ve Controls, 8x6 Disposable Slides	LS	FEBRB050	50T	2-8°C
Rose Bengal	5ml Rose Bengal, 1ml +ve and -ve Controls, Disposable Slides	LS	FEBRB100	100T	2-8°C
Salmonella paratyphi A-H	5ml Stained Antigen Suspension	LS	FEBSAH05	1 x 5ml	2-8°C
Salmonella paratyphi A-O	5ml Stained Antigen Suspension	LS	FEBSA005	1 x 5ml	2-8°C
Salmonella paratyphi B-H	5ml Stained Antigen Suspension	LS	FEBSBH05	1 x 5ml	2-8°C
Salmonella paratyphi B-O	5ml Stained Antigen Suspension	LS	FEBSB005	1 x 5ml	2-8°C
Salmonella paratyphi C-H	5ml Stained Antigen Suspension	LS	FEBSCH05	1 x 5ml	2-8°C
Salmonella paratyphi C-O	5ml Stained Antigen Suspension	LS	FEBSC005	1 x 5ml	2-8°C
Salmonella typhi H	5ml Stained Antigen Suspension	LS	FEBSTH05	1 x 5ml	2-8°C
Salmonella typhi H	1000ml Stained Antigen Suspension	LS	FEBSTH1L	1000ml	2-8°C
Salmonella typhi O	5ml Stained Antigen Suspension	LS	FEBST005	1 x 5ml	2-8°C
Salmonella typhi O	1000ml Stained Antigen Suspension	LS	FEBST01L	1000ml	2-8°C
Weil-Felix	5ml vials of Brucella Abortus, Brucella Melitensis, Proteus OX19, Proteus OX2 and Proteus OXK	LS	FEWF0025	5 x 5ml	2-8°C





7

SECTION 7

LATEX SEROLOGY

Latex Serology

Latex serology plays a significant role in diagnostics by utilising latex particles coated with specific antigens or antibodies to detect the presence of corresponding antibodies or antigens in a patient's sample. When the target antibody or antigen is present, the latex particles agglutinate (clump together), which can be visually observed or measured, indicating a positive reaction. This method is commonly used for diagnosing a range of conditions, including infections (e.g., streptococcal infections), autoimmune diseases, and certain cancers.

The importance of latex serology lies in its speed, simplicity, and cost-effectiveness, making it a valuable tool for rapid, point-of-care testing. It is widely used in clinical laboratories for the diagnosis of conditions such as rheumatoid arthritis and meningitis. The test's ability to provide quick results helps clinicians make timely treatment decisions, especially in acute settings. Its versatility and ease of use make it particularly beneficial in resource-limited settings, contributing to improved patient care and disease management. Fortress Diagnostics manufactures, develops and supplies an extensive range of high quality latex serology reagents. Our Latex Serology test kits employ latex particles coated with specific antigens or antibodies to detect the presence of corresponding antibodies or antigens in a sample.

Key Features & Benefits

Fortress Diagnostics' latex serology tests offers several advantages:

Versatility: Latex serology can be adapted to detect a wide range of antigens or antibodies, making it useful for diagnosing a variety of medical conditions.

Simple Procedure: These tests are relatively simple to perform and do not require sophisticated equipment or highly trained personnel, making them accessible in various healthcare settings.

Cost-Effective: Compared to more advanced diagnostic methods, latex serology is generally low-cost, which can make it more feasible for widespread use.

Rapid Results: Latex agglutination tests offer rapid results, often within minutes. This makes them useful in urgent clinical situations where timely diagnosis is essential.

Featured Products

ASO

The Fortress Diagnostics ASO-Latex agglutination is the rapid and simple test for the qualitative and semi-quantitative measurements of antibodies to Anti-Streptolysin-O (ASO) in human serum.

When the latex reagent is mixed with a serum containing ASO agglutination occurs. In acute streptococcal infection the toxic immunogenic exoenzyme Streptolysin-O (ASO) is produced in response to Streptolysin O antigens liberated by haemolytic streptococci of groups A, C and G.

CRP

The Fortress Diagnostics CRP Latex test is a rapid slide agglutination test for the qualitative and semi-quantitative detection of C-Reactive Protein in serum. The reagent containing particles coated with specific anti-human C-Reactive protein antibodies, agglutinates in the presence of CRP in the patient's serum.

CRP is the classic acute-phase protein of human serum, synthesised in the liver. Apart from a significant increase in normal serum due to inflammation or acute injury, CRP helps in the management of inflammatory diseases such as rheumatoid arthritis, many malignant diseases and cardiovascular diseases.

Infectious Mononucleosis

The Fortress Diagnostics Infectious Mononucleosis (IM) test is a rapid slide test for the qualitative detection of heterophile antibodies to IM in human serum. The reagent agglutinates when mixed with serum containing the heterophile antibodies.

Infectious Mononucleosis (glandular fever) is an infection usually caused by the Epstein-Barr Virus (EBV) and primarily affects lymphoid tissues. Mostly children and young adults are affected by this disease. Though specific treatment is rarely required since the disease is usually asymptomatic, symptoms such as inflammation of the liver, enlargement of the spleen, pericarditis, myocarditis and encephalitis associated with this disease requires a physician's attention.

RF

The Fortress Diagnostics RF-Latex test is a rapid slide agglutination test for the qualitative and semi-quantitative detection of Rheumatoid Factors in serum. Latex suspension coated with human gamma-globulin, agglutinates in the presence of rheumatoid factors in the patient serum.

Rheumatoid factors are antibodies directed against antigenic sites in the Fc fragment of human and animal IgG. Their frequent occurrence in rheumatoid arthritis makes them useful for diagnosis and monitoring of the disease, although RF is also found in a number of rheumatic disorders such as Sjögren's syndrome and Lupus erythematosus (SLE).

Ordering Information

Description	Details	Format	Cat No.	Size	Storage
ASO	5ml Latex	LS	LXASO005	1 x 5ml	2-8°C
ASO	1000ml Latex	LS	LXASO01L	25,000T	2-8°C
ASO	Latex Reagent, +ve and -ve Controls, Pipette/Stirrers & Re-usable Test Slide	LS	LXASO025	25T	2-8°C
ASO	Latex Reagent, +ve and -ve Controls, Pipette/Stirrers & Re-usable Test Slide	LS	LXASO050	50T	2-8°C
ASO	Latex Reagent, +ve and -ve Controls, Pipette/Stirrers & Re-usable Test Slide	LS	LXASO100	100T	2-8°C
ASO	Latex Reagent, +ve and -ve Controls, Pipette/Stirrers & Re-usable Test Slide	LS	LXASO150	150T	2-8°C
ASO	ASO Latex Negative Control	LS	LXCN0001	1ML	2-8°C
ASO	ASO Latex Positive Control	LS	LAPC0001	1ML	2-8°C
CRP	5ml Latex	LS	LXCRP005	1 x 5ml	2-8°C
CRP	1000ml Latex	LS	LXCRP01L	25,000T	2-8°C
CRP	Latex Reagent, +ve and -ve Controls, Pipette/Stirrers & Re-usable Test Slide	LS	LXCRP025	25T	2-8°C
CRP	Latex Reagent, +ve and -ve Controls, Pipette/Stirrers & Re-usable Test Slide	LS	LXCRP050	50T	2-8°C
CRP	Latex Reagent, +ve and -ve Controls, Pipette/Stirrers & Re-usable Test Slide	LS	LXCRP100	100T	2-8°C
CRP	Latex Reagent, +ve and -ve Controls, Pipette/Stirrers & Re-usable Test Slide	LS	LXCRP150	150T	2-8°C
CRP	CRP Latex Negative Control	LS	LXCN0001	1ML	2-8°C
CRP	CRP Latex Positive Control	LS	LCPC0001	1ML	2-8°C
hCG White Latex	1000ml Latex	LS	LXHCW01L	25,000T	2-8°C
hCG White Latex	Sensitivity 200IU/ml - White Latex. Kit contains: Latex reagent, +ve and -ve controls, pipettes/stirrers and test slide	LS	LXHCW025	25T	2-8°C

Description	Details	Format	Cat No.	Size	Storage
hCG White Latex	Sensitivity 200IU/ml - White Latex. Kit contains: Latex reagent, +ve and -ve controls, pipettes/stirrers and test slides	LS	LXHCW050	50T	2-8°C
hCG White Latex	Sensitivity 200IU/ml - White Latex. Kit contains: Latex reagent, +ve and -ve controls, pipettes/stirrers and test slides	LS	LXHCW100	100T	2-8°C
Infectious Mononucleosis	Latex Reagent, +ve and -ve Controls, Pipette/Stirrers & Re-usable Test Slide	LS	LXIM00020	20T	2-8°C
RF	5ml Latex	LS	LXRF0005	1 x 5ml	2-8°C
RF	1000ml Latex	LS	LXRF001L	25,000T	2-8°C
RF	Latex Reagent, +ve and -ve Controls, Pipette/Stirrers & Re-usable Test Slide	LS	LXRF0025	25T	2-8°C
RF	Latex Reagent, +ve and -ve Controls, Pipette/Stirrers & Re-usable Test Slide	LS	LXRF0050	50T	2-8°C
RF	Latex Reagent, +ve and -ve Controls, Pipette/Stirrers & Re-usable Test Slide	LS	LXRF0100	100T	2-8°C
RF	Latex Reagent, +ve and -ve Controls, Pipette/Stirrers & Re-usable Test Slide	LS	LXRF0150	150T	2-8°C
RF	RF Latex Negative Control	LS	LXCN0001	1ML	2-8°C
RF	RF Latex Positive Control	LS	LRPC0001	1ML	2-8°C
SLE latex	Latex Reagent, +ve and -ve Controls, Pipette/Stirrers & Re-usable Test Slide	LS	LXSLE050	50T	2-8°C
SLE latex	Latex Reagent, +ve and -ve Controls, Pipette/Stirrers & Re-usable Test Slide	LS	LXSLE100	100T	2-8°C
Toxoplasmosis	Latex Reagent, +ve and -ve Controls, Pipette/Stirrers & Re-usable Test Slide	LS	LXTX0100	100T	2-8°C





8

SECTION 8

BLOOD GROUPING

Blood Grouping

Blood grouping is a critical aspect of diagnostics that involves determining a person's blood type based on the presence or absence of specific antigens (A, B, AB, or O) on the surface of red blood cells, as well as the Rhesus (Rh) factor (positive or negative). Blood grouping is essential for safe blood transfusions, organ transplants, and pregnancy care. Incompatible blood transfusions can cause severe, potentially life-threatening immune reactions, such as hemolysis, where the recipient's immune system attacks the donor's blood cells.

The importance of blood grouping in diagnostics lies in its role in preventing complications from transfusion mismatches, ensuring compatibility between donor and recipient in transfusions or transplants, and managing Rh incompatibility during pregnancy. For example, if an Rh-negative mother carries an Rh-positive fetus, the immune response can harm the baby. Blood grouping helps guide appropriate interventions, such as administering Rh immunoglobulin to prevent these complications. It also plays a vital role in emergency care, surgical procedures, and overall patient safety. There are 43 blood group systems containing 345 antigens recognised by the International Society of Blood Transfusion however the most important blood groups in transfusion are the ABO blood group system and the Rh blood group system.

Fortress Diagnostics offers both traditional methods and new techniques to identify the major and rare blood grouping types. Our high-quality blood grouping reagents and gel cards are accurate, easy to use, competitively priced, and conveniently offered in different sizes in order to meet the needs of our distributors, blood banks, clinics, hospital laboratories and transfusion centres across the world.

Ordering Information

Description	Details	Format	Cat No.	Size	Storage
AHG (Coomb's)	Anti Human Globulin. A blend of rabbit Anti-Human IgG and Monoclonal Anti-Human c3d	LS	BGAG0010	1 x 10ml	2-8°C
AHG (Coomb's)	Anti Human Globulin. A blend of rabbit Anti-Human IgG and Monoclonal Anti-Human c3d	LS	BGAG001L	1000ml	2-8°C
AHG (Coomb's)	Anti Human Globulin. A blend of rabbit Anti-Human IgG and Monoclonal Anti-Human c3d	LS	BGAG1010	10 x 10ml	2-8°C
AHG (Coomb's)	Anti-Human Globulin, 221 vials x 10ml, packed in trays	LS	BGAG2210	221 x 10ml	2-8°C
Anti-A	Anti-A Colour Coded to International Convention-Acid Blue	LS	BGA00010	1 x 10ml	2-8°C
Anti-A	Anti-A Colour Coded to International Convention-Acid Blue	LS	BGA0001L	1000ml	2-8°C
Anti-A	Anti-A Colour Coded to International Convention-Acid Blue	LS	BGA01010	10 x 10ml	2-8°C
Anti-A	Anti-A Colour Coded to International Convention-Acid Blue, 221 vials x 10ml, packed in trays	LS	BGA02210	221 x 10ml	2-8°C
Anti-A,B	Anti-A,B	LS	BGAB0010	1 x 10ml	2-8°C
Anti-A,B	Anti-A,B	LS	BGAB001L	1000ml	2-8°C
Anti-A,B	Anti-A,B	LS	BGAB1010	10 x 10ml	2-8°C
Anti-A,B	Anti-A,B 221 vials x 10ml, packed in trays	LS	BGAB2210	221 x 10ml	2-8°C

Description	Details	Format	Cat No.	Size	Storage
Anti-A1	Lectin	LS	BGA10005	1 x 5ml	2-8°C
Anti-B	Anti-B Colour Coded to International Convention-Acid Yellow	LS	BGB00010	1 x 10ml	2-8°C
Anti-B	Anti-B Colour Coded to International Convention-Acid Yellow	LS	BGB0001L	1000ml	2-8°C
Anti-B	Anti-B Colour Coded to International Convention-Acid Yellow	LS	BGB01010	10 x 10ml	2-8°C
Anti-B	Anti-B Colour Coded to International Convention-Acid Yellow, 221 vials x 10ml, packed in trays	LS	BGB02210	221 x 10ml	2-8°C
Anti-C	Monoclonal	LS	BGBC0005	1 x 5ml	2-8°C
Anti-c	Monoclonal	LS	BGLC0005	1 x 5ml	2-8°C
Anti-CDE	Monoclonal	LS	BGCDE010	1 x 10ml	2-8°C
Anti-Cw	Monoclonal	LS	BGCW0002	1 x 2ml	2-8°C
Anti-D Blend	Anti-D IgG/IgM Blend	LS	BGD00010	1 x 10ml	2-8°C
Anti-D Blend	Anti-D IgG/IgM Blend	LS	BGD01000	1000ml	2-8°C
Anti-D Blend	Anti-D IgG/IgM Blend	LS	BGD01010	10 x 10ml	2-8°C
Anti-D Blend	Anti-D IgG/IgM Blend, 221 vials x 10ml, packed in trays	LS	BGD02210	221 x 10ml	2-8°C
Anti-E	Monoclonal	LS	BGBE0005	1 x 5ml	2-8°C
Anti-e	Monoclonal	LS	BGLE0005	1 x 5ml	2-8°C
Anti-FYa	Monoclonal	LS	BGFYA002	1 x 2ml	2-8°C
Anti-FYb	Monoclonal	LS	BGFYB002	1 x 2ml	2-8°C
Anti-H	Lectin	LS	BGBH0002	1 x 2ml	2-8°C
Anti-JKa	Monoclonal	LS	BGJKA002	1 x 2ml	2-8°C
Anti-JKb	Monoclonal	LS	BGJKB002	1 x 2ml	2-8°C
Anti-K	Monoclonal	LS	BGBK0005	1 x 5ml	2-8°C
Anti-k	Monoclonal	LS	BGLK0002	1 x 2ml	2-8°C
Anti-KPa	Monoclonal	LS	BGBKPA02	1 x 2ml	2-8°C
Anti-KPb	Monoclonal	LS	BGBKPB02	1 x 2ml	2-8°C
Anti-Lea	Monoclonal	LS	BGLEA002	1 x 2ml	2-8°C
Anti-Leb	Monoclonal	LS	BGLEB002	1 x 2ml	2-8°C

Description	Details	Format	Cat No.	Size	Storage
Anti-Lua	Monoclonal	LS	BGLUA002	1 x 2ml	2-8°C
Anti-Lub	Monoclonal	LS	BGLUB002	1 x 2ml	2-8°C
Anti-M	Monoclonal	LS	BGM00002	1 x 2ml	2-8°C
Anti-N	Monoclonal	LS	BGN00002	1 x 2ml	2-8°C
Anti-P1	Monoclonal	LS	BGP10002	1 x 2ml	2-8°C
Anti-S	Monoclonal	LS	BGBS0002	1 x 2ml	2-8°C
Anti-s	Monoclonal	LS	BGLS0002	1 x 2ml	2-8°C
Low Ionic Strength Solution	1000ml LISS. Ready to Use low ionic strength solution	LS	BGLS001L	1000ml	2-8°C
Low Ionic Strength Solution	10x10ml LISS. Ready to Use low ionic strength solution	LS	BGLS1010	10 x 10ml	2-8°C
Low Ionic Strength Solution	221x10ml LISS. Ready to Use low ionic strength solution	LS	BGLS2210	221 x 10ml	2-8°C
Low Ionic Strength Solution	10ml LISS. Ready to Use low ionic strength solution	LS	BGLSS010	1 x 10ml	2-8°C
Monoclonal Grouping Kit	3x10ml of Anti-A, Anti-B, and Anti-D	LS	BGABD030	3 x 10ml	2-8°C
Monoclonal Grouping Kit	4x10ml of Anti-A, Anti-B, Anti-AB and Anti-D	LS	BGABD040	4 x 10ml	2-8°C
Serological Albumin 22%	1000ml of serological Albumin 22%. Caprylate Free. Free from stabilizers and non-specific agglutinins	LS	BG22001L	1000ml	2-8°C
Serological Albumin 22%	10x10ml of serological Albumin 22%. Caprylate Free. Free from stabilizers and non-specific agglutinins	LS	BG221010	10 x 10ml	2-8°C
Serological Albumin 22%	10ml of serological Albumin 22%. Caprylate Free. Free from stabilizers and non-specific agglutinins	LS	BGAL2210	1 x 10ml	2-8°C
Serological Albumin 30%	1000ml of serological Albumin 30%. Caprylate Free. Free from stabilizers and non-specific agglutinins	LS	BG30001L	1000ml	2-8°C
Serological Albumin 30%	10x10ml of serological Albumin 30%. Caprylate Free. Free from stabilizers and non-specific agglutinins	LS	BG301010	10 x 10ml	2-8°C
Serological Albumin 30%	10ml of serological Albumin 30%. Caprylate Free. Free from stabilizers and non-specific agglutinins	LS	BGAL3010	1 x 10ml	2-8°C

Gel Cards

Gel cards, also known as gel columns or gel centrifugation cards, are used primarily in immunohaematology for blood typing and cross-matching in transfusion medicine. This technology provides a method for detecting and identifying blood group antigens and antibodies.

Gel cards contain microtubes filled with a gel matrix that acts as a sieve. The principle behind their operation involves the separation of red blood cells (RBCs) and agglutinates (clumps) based on size during centrifugation. The gel matrix can be infused with specific reagents, such as antibodies, to facilitate the detection of antigens or antibodies in the blood sample. Fortress' high-quality blood gel cards are accurate, easy to use, competitively priced, and conveniently offered in different sizes in order to meet the needs of our distributors, blood banks, clinics, hospital laboratories and transfusion centres across the world.

Key Features & Benefits

Reduced working time: The gel card method vastly reduces preparation time due to multi testing and no requirement for washing steps.

Accurate results: Fortress Diagnostics gel cards are proven to provide accurate results in minimal time.

Cost effective: Fortress Diagnostics supply gel cards at a competitive price promoting this method as an innovative solution in preference to conventional methods.

Complete solutions: One test provides comprehensive results for blood grouping compared to multiple tests in conventional tube methods.



Ordering Information

Forward Group 1

- Identifies ABO and Rh D groups by using gel method.
- One card involves 2 tests.
- Includes control well.



Description	Cat No.	Size	Storage
Forward Group 1	BGGCFG01-12	12 Tests	2-8°C
Forward Group 1	BGGCFG01-24	24 Tests	2-8°C
Forward Group 1	BGGCFG01-48	48 Tests	2-8°C

Forward Group 2

- Identifies ABO and Rh D groups by using gel method.
- One card involves 2 tests.
- Does not include control well, instead includes AB.



Description	Cat No.	Size	Storage
Forward Group 2	BGGCFG02-12	12 Tests	2-8°C
Forward Group 2	BGGCFG02-24	24 Tests	2-8°C
Forward Group 2	BGGCFG02-48	48 Tests	2-8°C

Forward Group 3

- Provides the detection of subgroups of A and variants of D on the same gel card.
- Identifies DVI- weak reactive and partial variants of D but not the VI variant of D directly.
- Identifies DVI+ reactive, variant of DVI includes D variants and weak D's.
- Identifies the erythrocytes of antibody Rh DVI directly.



Description	Cat No.	Size	Storage
Forward Group 3	BGGCFG03-12	12 Tests	2-8°C
Forward Group 3	BGGCFG03-24	24 Tests	2-8°C
Forward Group 3	BGGCFG03-48	48 Tests	2-8°C

Forward & Reverse Grouping

- Provides the detection of ABO, Rh D, Rh D VI ve reverse grouping on one gel card.
- Identifies DVI- weak reactive and partial variants of D but not the VI variant of D directly.
- Identifies DVI+ reactive, variant of DVI includes D variants and weak D's.
- Identifies the erythrocytes of antibody Rh DVI directly. At the last two wells A1 and B cells are used for reverse apply.



Description	Cat No.	Size	Storage
Forward & Reverse Grouping	BGGCFRG1-12	12 Tests	2-8°C
Forward & Reverse Grouping	BGGCFRG1-24	24 Tests	2-8°C
Forward & Reverse Grouping	BGGCFRG1-48	48 Tests	2-8°C

Neonatal Grouping

- Provides applying of ABO, RH D, Rh D VI and direct Coombs test on newborns on one gel card.
- AHG well involves Polyclonal anti-IgG and monoclonal C3 antibodies, IgG well involves monospecific Anti-IgG antibodies.



Description	Cat No.	Size	Storage
Neonatal Grouping	BGGCNEOG-12	12 Tests	2-8°C
Neonatal Grouping	BGGCNEOG-24	24 Tests	2-8°C
Neonatal Grouping	BGGCNEOG-48	48 Tests	2-8°C

Rh Phenotype +K

- Provides identifying of Rh and K antibodies which have clinic importance by gel method.



Description	Cat No.	Size	Storage
Rh Phenotype +K	BGGCRHPK-12	12 Tests	2-8°C
Rh Phenotype +K	BGGCRHPK-24	24 Tests	2-8°C
Rh Phenotype +K	BGGCRHPK-48	48 Tests	2-8°C

Neutral Gel

- Provides applying of reverse grouping, antibody screening and determining, compatibility tests.



Description	Cat No.	Size	Storage
Neutral Gel	BGGCNGEL-12	12 Tests	2-8°C
Neutral Gel	BGGCNGEL-24	24 Tests	2-8°C
Neutral Gel	BGGCNGEL-48	48 Tests	2-8°C

Comp Tests

- The gel card for forward grouping and Cross-match.
- Provides detection of ABO, Rh mismatch, the existence of antibodies that are against donor erythrocytes in patients serum or the patients erythrocytes in the donor's serum.



Description	Cat No.	Size	Storage
Comp Tests	BGGCFCT1-12	12 Tests	2-8°C
Comp Tests	BGGCFCT1-24	24 Tests	2-8°C
Comp Tests	BGGCFCT1-48	48 Tests	2-8°C

DAT Screen

- Provides determining the erythrocytes that get sensitive as in-vivo with IgG or complement C3d.
- Involves IgG well monospecific Anti-IgG, C3d well Anti human C3, AHG well Polyspecific anti-human globulin.



Description	Cat No.	Size	Storage
DAT Screen	BGGCDATS-12	12 Tests	2-8°C
DAT Screen	BGGCDATS-24	24 Tests	2-8°C
DAT Screen	BGGCDATS-48	48 Tests	2-8°C

A Subgroup

- This test provides identifying of A1 antibody inside erythrocytes by using gel method.



Description	Cat No.	Size	Storage
A Subgroup	BGGCASUB-12	12 Tests	2-8°C
A Subgroup	BGGCASUB-24	24 Tests	2-8°C
A Subgroup	BGGCASUB-48	48 Tests	2-8°C

AHG Gel

- Provides applying of Coombs test (DAT) directly, Coombs test (IAT), compatibility, antibody screening and determining tests indirectly.
- All wells include Polyspecific anti-human globulin.



Description	Cat No.	Size	Storage
AHG Gel	BGGCAHGG-12	12 Tests	2-8°C
AHG Gel	BGGCAHGG-24	24 Tests	2-8°C
AHG Gel	BGGCAHGG-48	48 Tests	2-8°C

Neutral/AHG Gel

- Provides applying of Indirect Coombs test (IAT), compatibility, antibody screening and determining tests indirectly.



Description	Cat No.	Size	Storage
Neutral/AHG Gel	BGGCNAHG-12	12 Tests	2-8°C
Neutral/AHG Gel	BGGCNAHG-24	24 Tests	2-8°C
Neutral/AHG Gel	BGGCNAHG-48	48 Tests	2-8°C

Other Items

Description	Cat No.	Size	Storage
Antibody Screening (IAT)	BGGCAS01		2-8°C
Bromelain Solution	BGGCBS10	10ml	2-8°C
Bromelain Solution	BGGCBS50	50ml	2-8°C
Cell Reverse A1, A2, B, O	BGGCRBC4		2-8°C
Cell Reverse A1, B	BGGCRBC2		2-8°C
Cell Screen 1-2	BGGCSC12		2-8°C
Cell Screen 1-2 Pap	BGGCSC2P		2-8°C
Cell Screen 1-2-3	BGGCSC23		2-8°C
LISS Diluent	BGGCL100	100ml	2-8°C
LISS Diluent	BGGCL500	500ml	2-8°C
Papain Solution	BGGCPAPS	10ml	2-8°C



9

SECTION 9

RAPID TESTS

Rapid Tests

Rapid tests are essential in diagnostics for providing quick, reliable, and often point-of-care results, enabling timely clinical decisions and interventions. These tests are designed to detect specific biomarkers, antigens, or antibodies in a matter of minutes to hours, rather than days, making them crucial for diagnosing infectious diseases such as COVID-19, HIV, malaria, and influenza. They often involve simple, user-friendly procedures like lateral flow assays or immunochromatographic tests, which require minimal specialised equipment or training.

The importance of rapid tests lies in their ability to facilitate early diagnosis, which can lead to prompt treatment and improved patient outcomes. They are especially valuable in urgent care settings, outbreak management, and remote or resource-limited areas where access to full laboratory infrastructure is limited. Rapid tests help control the spread of contagious diseases by allowing for immediate detection and isolation of infected individuals. Additionally, they play a key role in screening programs, reducing the burden on healthcare systems, and improving access to diagnostic services globally.

Fortress Diagnostics offers a range of rapid diagnostic tests (RDTs) suitable for preliminary or emergency medical screening for use in medical facilities with limited resources and laboratories with low number of tests per day.

Featured Products

CK-MB



The Fortress CK-MB is intended for quantitative determination of creatine kinase-MB in serum or plasma.

The determination of CK MB is an important element in the diagnosis if myocardial ischemia. CK MB values are detectable in serum 3-8 hours after the onset of cardiac symptoms and can be detected over a lengthy period of time. The working stability and range varies with each CK-MB assay, to request an assay IFU contact our technical support team: technical@fortressdiagnostics.com.

Multidrug



The Fortress Diagnostics One Step Multi-Drug Screen Test Dipcard is a lateral flow chromatographic immunoassay for the qualitative detection of multiple drugs and drug metabolites in urine at the following cut-off concentrations in urine. Urine based tests for multiple drugs of abuse range from simple immunoassay tests to complex analytical procedures. The speed and sensitivity of immunoassays have made them the most widely accepted method to screen urine for multiple drugs of abuse.

The Multi-Drug kits are available in 6, 10 and 12 parameters.

HbsAg / HCV / HIV / Syphilis Combo



The Fortress Diagnostics HIV/HCV/HBsAg/Syphilis Combo Rapid Test is a rapid, immunochromatographic assay for the qualitative detection of HCV antibodies, HIV1/2 virus- antibodies, HBsAg, and/or Treponema Pallidum antibodies respectively, in human, serum or plasma samples.

It is intended for professional use as an aid in diagnosing HCV, HIV,HBV and/or Syphilis infections. This assay provides only a preliminary result and all positive specimens should be confirmed with other qualified assays.

Ordering Information (Rapid Test Devices)

Description	Details	Format	Cat No.	Size	Storage
Anti-Hbe	Whole blood/Serum/Plasma	Device	HBEABC20	20T	2-30°C
Anti-Hbe	Whole blood/Serum/Plasma	Device	HBEABC40	40T	2-30°C
Anti-Hbs	Whole blood/Serum/Plasma	Device	HBSAB020	20T	2-30°C
Anti-Hbs	Whole blood/Serum/Plasma	Device	HBSAB040	40T	2-30°C
CEA	Whole blood/Serum/Plasma	Device	CEAC0040	40T	2-30°C

Description	Details	Format	Cat No.	Size	Storage
Chagas Antibody Test	Whole blood/Serum/Plasma	Device	CHAGAS20	20T	2-30°C
Chagas Antibody Test	Whole blood/Serum/Plasma	Device	CHAGAS40	40T	2-30°C
Chlamydia	Swab/Urine,Including sterile swabs, extraction devices & Buffer	Device	RPCH0020	20T	2-30°C
Chlamydia	Swab/Urine,Including sterile swabs, extraction devices & Buffer	Device	RPCH0040	40T	2-30°C
CK-MB, Troponin-I, Myoglobin	Whole Blood, Cut off CK-MB 5ng/ml, Tni-I 1ng/ml, Myo 80ng/ml	Device	CTMC0020	20T	2-30°C
CK-MB, Troponin-I, Myoglobin	Whole Blood, Cut off CK-MB 5ng/ml, Tni-I 1ng/ml, Myo 80ng/ml	Device	CTMC0040	40T	2-30°C
COVID-19 IgG/IgM Rapid Test	(Whole Blood/Serum/Plasma)	Device	COVID010	10T	2-30°C
COVID-19 IgG/IgM Rapid Test	(Whole Blood/Serum/Plasma)	Device	COVID020	20T	2-30°C
Coronavirus Ag	Nasal swab	Device	COVNS020	20T	2-30°C
CRP	Whole Blood/Serum/Plasma	Device	CRPC0020	20T	2-30°C
CRP	Whole Blood/Serum/Plasma	Device	CRPC0040	40T	2-30°C
Dengue FEVER IgG/IgM Antibody Test	Serum/Plasma/Whole Blood, Cut off 500ng/ml	Device	DNGMC020	20T	2-30°C
Dengue FEVER IgG/IgM Antibody Test	Serum/Plasma/Whole Blood, Cut off 500ng/ml	Device	DNGMC040	40T	2-30°C
Dengue FEVER NS1 Antigen Test	Serum/Plasma/Whole Blood	Device	DMNS1020	20T	2-30°C
Dengue FEVER NS1 Antigen Test	Serum/Plasma/Whole Blood	Device	DMNS1040	40T	2-30°C
Faecal Occult Blood	Cut off 30 ng/ml - (Faeces)	Device	FOBC0020	20T	2-30°C
Faecal Occult Blood	Cut off 30 ng/ml - (Faeces)	Device	FOBC0040	40T	2-30°C
FOB / Transferrin	Faeces	Device	TRAF0B20	20T	2-30°C
FSH (Menopause)	Urine	Device	FSHC0040	40T	2-30°C
Gonorrhoea	Swab	Device	GONC0020	20T	2-30°C
Gonorrhoea	Swab	Device	GONC0040	40T	2-30°C
HAV Ag One Step	Faeces	Device	HAVAGC20	20T	2-30°C
HAV IgM	Serum/Plasma/Whole Blood	Device	HAVIGM20	20T	2-30°C
HAV IgM	Serum/Plasma/Whole Blood	Device	HAVIGM40	40T	2-30°C
Hbe Antigen	Serum/Plasma	Device	HBEAGC20	20T	2-30°C
Hbe Antigen	Serum/Plasma	Device	HBEAGC40	40T	2-30°C
HBsAg /HCV /HIV /SYPHILIS COMBI	Serum/Plasma/Whole Blood	Device	ICOMBI20	20T	2-30°C
HBsAg	Serum/Plasma/Whole Blood - Cut off 1 ng/ml	Device	HBSCWB20	20T	2-30°C
HBsAg	Serum/Plasma/Whole Blood - Cut off 1 ng/ml	Device	HBSCWB40	40T	2-30°C

Description	Details	Format	Cat No.	Size	Storage
hCG	Sensitivity 25IU/ml - Serum/Urine, including disposable pipette	Device	HCGCSU20	20T	2-30°C
hCG	Sensitivity 25IU/ml - Serum/Urine, including disposable pipette	Device	HCGCSU40	40T	2-30°C
hCG	Sensitivity 25IU/ml - Urine Only, including disposable pipette	Device	HCGC0020	20T	2-30°C
hCG	Sensitivity 25IU/ml - Urine Only, including disposable pipette	Device	HCGC0040	40T	2-30°C
HCV	Serum/Plasma/Whole Blood	Device	HCVC0020	20T	2-30°C
HCV	Serum/Plasma/Whole Blood	Device	HCVC0040	40T	2-30°C
Helicobacter Pylori Ab	Whole blood/Serum/Plasma	Device	HPYC0020	20T	2-30°C
Helicobacter Pylori Ab	Whole blood/Serum/Plasma	Device	HPYC0040	40T	2-30°C
Helicobacter Pylori Ag	Feces	Device	HPYFC020	20T	2-30°C
Helicobacter Pylori Ag	Feces	Device	HPYFC040	40T	2-30°C
HEV IgM Rapid	Serum/Plasma	Device	HEVIGM40	40T	2-30°C
HIV 1&2	Serum/Plasma/Whole Blood	Device	HIV00020	20T	2-30°C
HIV 1&2	Serum/Plasma/Whole Blood	Device	HIV00040	40T	2-30°C
Influenza & COVID-19 AG Combo	Nasal Swab	Device	ICAG1920	20T	2-30°C
Influenza & COVID-19 AG Combo	Nasal Swab	Device	ICAG1940	40T	2-30°C
LH (Ovulation)	Serum/Plasma/Whole Blood	Device	LHOV0020	20T	2-30°C
Malaria P.falciparum	Serum/Plasma/Whole Blood, with Test Tube & Buffer	Device	PFC00020	20T	2-30°C
Malaria P.falciparum	Serum/Plasma/Whole Blood, with Test Tube & Buffer	Device	PFC00040	40T	2-30°C
Malaria P.falciparum/P. Vivax (Pan Malaria Device)	Serum/Plasma/Whole Blood, with Test Tube & Buffer	Device	PVC00020	20T	2-30°C
Malaria P.falciparum/P. Vivax (Pan Malaria Device)	Serum/Plasma/Whole Blood, with Test Tube & Buffer	Device	PVC00040	40T	2-30°C
Monkeypox IgG/IgM	Serum/Plasma/Whole Blood	Device	MPOX0020	20T	2-30°C
Monkeypox IgG/IgM	Serum/Plasma/Whole Blood	Device	MPOX0040	40T	2-30°C
Multi-drug (6 Parameter)	Test Device for multi-drug detection- Urine. (Many combinations available)	Device	DOAC0006	20T	2-30°C
Multi-drug (10 Parameter)	Test Device for multi-drug detection- Urine- COC, AMP, MET,THC,MTD,MDMA,OPI,PCP,BAR,BZO.	Device	DOAC0010	20T	2-30°C
Multi-drug (12 Parameter)	Test Device for multi-drug detection- Urine- COC, AMP, TCA, MOP, MET,THC,MTD,MDMA,OPI,PCP,BAR,BZO.	Device	DOAC0012	20T	2-30°C
PSA	Serum/Plasma/Whole Blood Cut off - 3 ng/ml	Device	PSA00020	20T	2-30°C
PSA	Serum/Plasma/Whole Blood Cut off - 3 ng/ml	Device	PSA00040	40T	2-30°C

Description	Details	Format	Cat No.	Size	Storage
S.Typhi Antigen	Faeces	Device	STAG0020	20T	2-30°C
Strep A	Throat Swab	Device	STREPA20	20T	2-30°C
Syphilis	Serum/Plasma/Whole Blood	Device	TPC00020	20T	2-30°C
Syphilis	Serum/Plasma/Whole Blood	Device	TPC00040	40T	2-30°C
Troponin-I	Serum/Plasma/Whole Blood, Cut off 1 ng/ml	Device	TNIC0010	10T	2-30°C
Troponin-I	Serum/Plasma/Whole Blood, Cut off 1 ng/ml	Device	TNIC0020	20T	2-30°C
Tuberculosis	Serum/Plasma/Whole Blood	Device	TBC00020	20T	2-30°C
Tuberculosis	Serum/Plasma/Whole Blood	Device	TBC00040	40T	2-30°C
Typhoid Antibody	Serum/Plasma/Whole Blood	Device	TYP00020	20T	2-30°C
Typhoid Antibody	Serum/Plasma/Whole Blood	Device	TYP00040	40T	2-30°C

Ordering Information (Rapid Test Strips)

Description	Details	Format	Cat No.	Size	Storage
Anti-HBs	Serum/Plasma - Cut off 30 mIU/ml	Strips	HBSAB050	50T	2-30°C
Anti-HBs	Serum/Plasma - Cut off 30 mIU/ml	Strips	HBSAB100	100T	2-30°C
HBsAg	Serum/Plasma/Whole Blood - Cut off 1 ng/ml	Strips	HBSWB050	50T	2-30°C
HBsAg	Serum/Plasma/Whole Blood - Cut off 1 ng/ml	Strips	HBSWB100	100T	2-30°C
hCG (Urine & Serum)	Sensitivity 25IU/ml - Serum/Urine, including disposable pipette	Strips	HCGSU050	50T	2-30°C
hCG (Urine & Serum)	Sensitivity 25IU/ml - Serum/Urine, including disposable pipette	Strips	HCGSU100	100T	2-30°C
hCG (Urine Only)	Sensitivity 25IU/ml - Urine -2.5mm	Strips	HCGS0050	50T	2-30°C
hCG (Urine Only)	Sensitivity 25IU/ml - Urine -2.5mm	Strips	HCGS0100	100T	2-30°C
HCV	Serum/Plasma/Whole Blood	Strips	HCVS0050	50T	2-30°C
HCV	Serum/Plasma/Whole Blood	Strips	HCVS0100	100T	2-30°C
Helicobacter Pylori	Whole Blood/Serum/Plasma	Strips	HPS00050	50T	2-30°C
Helicobacter Pylori	Serum/Plasma	Strips	HPS00100	100T	2-30°C
HIV 1&2	Serum/Plasma/Whole Blood	Strips	HIVS0050	50T	2-30°C
HIV 1&2	Serum/Plasma/Whole Blood	Strips	HIVS0100	100T	2-30°C
Syphilis	Serum/Plasma/Whole Blood	Strips	TPS00050	50T	2-30°C
Syphilis	Serum/Plasma/Whole Blood	Strips	TPS00100	100T	2-30°C
Urine (11 Parameter)	Urine	Strips	URS00100	100T	2-30°C



10

SECTION 10

HAEMATOLOGY REAGENTS

Haematology Reagents

Hematology reagents play a vital role in the field of diagnostics, particularly in the analysis of blood and its components. These reagents include a variety of substances, such as stains, anticoagulants, and controls, that facilitate the identification and quantification of different blood cell types, hemoglobin levels, and other hematological parameters. They are essential for conducting tests like complete blood counts (CBC), blood smears, and coagulation studies.

The importance of hematology reagents lies in their contribution to accurate and reliable diagnostic results, which are crucial for diagnosing a wide range of conditions, including anemia, infections, blood disorders, and clotting abnormalities. High-quality reagents ensure the consistency and reproducibility of test results, helping clinicians make informed decisions regarding patient management and treatment strategies. Additionally, these reagents are integral in monitoring the effectiveness of therapies, assessing the progression of diseases, and conducting routine health screenings. Overall, hematology reagents are essential tools that support effective patient care and enhance the overall quality of laboratory diagnostics.

Fortress Diagnostics has developed a range of haematology reagents, controls and calibrators for use in detecting blood related disorders.

Featured Product

Haematology Tri-level Controls

Fortress Diagnostics has developed a range of haematology reagents, controls and calibrators for use in detecting blood related disorders.

The Fortress Hematology Control (low, normal, high) kits are intended for use in monitoring the accuracy and precision of blood cell counts on haematology analysers. They have a shelf life of 6 months.

Ordering Information

Description	Details	Format	Cat No.	Size	Storage
Celldiff+ Clean		LS	HAEM042B	5 Litres	2-8°C
Celldiff+ Lyse		LS	HAEM043A	1 Litre	2-8°C
Celldiff+ Clean		LS	HAEM042A	1 Litre	2-8°C
Celldiff+ Diluent		LS	HAEM034A	20 Litres	2-8°C
Celldiff+ Enhanced Cleaner	Daily & weekly Maintenance Solution	LS	HAEM033A	100mls	2-8°C
Celldiff-3+ Reagent Starter Pack	Reagents for Celldiff-3	LS	FORTSP01	5 Litres Diluent; 1 Litre Cleaner; 100mls Lyse.	2-8°C
Haematology Calibrator	Haematology calibrator for 3-part differential Analysers	LS	HAEMC005	3 x 3ml	2-8°C
Haematology Control (3 Levels)	Haematology control for 3-part differential Analysers	LS	HAEMC004	3 x 3 x 3ml	2-8°C
Haematology Control High	Haematology control for 3-part differential Analysers	LS	HAEMC003	3 x 3ml	2-8°C
Haematology Control Low	Haematology control for 3-part differential Analysers	LS	HAEMC001	3 x 3ml	2-8°C
Haematology Control Normal	Haematology control for 3-part differential Analysers	LS	HAEMC002	3 x 3ml	2-8°C
Haematology Triple Pack Box	Reagents for 1000 tests on Celldiff-3	LS	HAEM1000	20 Litres Diluent; 1 Litre Lyse; 5 Litres Cleaner	2-8°C
Proteolyse	Enhanced Cleaner for Clot Removal & Aperture Cleaning	LS	HAEM035A	50mls	2-8°C



11

SECTION 11

HAEMOSTASIS

Haemostasis

Haemostasis coagulation reagents are vital tools in the diagnosis and management of bleeding and thrombotic disorders, serving as essential components in various laboratory tests that assess the coagulation system's functionality. These reagents, including anticoagulants, clotting factor assays, and controls, are used in tests such as prothrombin time (PT), activated partial thromboplastin time (aPTT), and fibrinogen assays. They enable healthcare professionals to evaluate how effectively blood clots form, which is critical for diagnosing conditions like hemophilia, von Willebrand disease, and other coagulopathies. Accurate results from these tests guide clinical decision-making, helping to determine the appropriate treatment plans, monitor disease progression, and assess the risk of excessive bleeding or thrombosis in patients.

In addition to their diagnostic importance, haemostasis coagulation reagents play a crucial role in monitoring patients undergoing anticoagulant therapy, such as those receiving warfarin or heparin. Regular monitoring using these reagents ensures that patients maintain therapeutic levels of anticoagulation while minimizing the risk of complications. Furthermore, high-quality coagulation reagents are essential for maintaining laboratory standards and ensuring reliable results, which are critical for patient safety. Their role extends to research and development, where they help advance our understanding of coagulation pathways and contribute to the development of new diagnostic tests and treatments for coagulation disorders. Overall, haemostasis coagulation reagents are indispensable for effective patient care and improving health outcomes in individuals with coagulation-related conditions.

Fortress Diagnostics manufactures, develops and supplies an extensive range of high quality haemostasis coagulation reagents.

Featured Product

PT (Thromboplastin)

The Fortress Diagnostics PT reagent is an in vitro diagnostic assay intended for use in performing the one stage prothrombin time (PT) test and assays which are based on a modified prothrombin time.

Prothrombin time is the method of choice for monitoring oral anticoagulation therapy and is a fundamental screening test for acquired or inherited bleeding disorders. During oral anti-coagulation therapy, the activity of vitamin K-dependent clotting factors (II, VII, IX, X, Protein C and Protein S) is reduced and PT time is increased. The test is used for quantitative determination of blood clotting factors in the extrinsic (VII) and common pathways (II, V and X) of coagulation.

Ordering Information

Description	Details	Format	Cat No.	Size	Storage
APTT Reagent		LS	COAG103A	1 x 3ml	2-8°C
APTT Reagent		LS	COAG103B	5 x 3ml	2-8°C
APTT Reagent		LS	COAG103C	1 x 10ml	2-8°C
APTT Reagent with Calcium Chloride		LS	COAG110A	6 x 3ml; 2 x 10ml	2-8°C
Calcium Chloride (0.02M)	Ready To Use for APTT	LS	COAG104A	1 x 10ml	2-8°C
Calcium Chloride (0.02M)	Ready To Use for APTT	LS	COAG104B	5 x 10ml	2-8°C
D-Dimer Latex	D-Dimer Latex Assay	LS	COAG115C	25T	2-8°C
D-Dimer Latex	D-Dimer Latex Assay	LS	COAG115D	50T	2-8°C
D-Dimer Latex	D-Dimer Latex Assay	LS	COAG115E	100T	2-8°C
Factor II Assay Kit		LS	COAG129A	5 x 1ml	2-8°C
Factor II Assay Kit		LS	COAG129B	10 x 1ml	2-8°C
Factor IX Assay Kit		LS	COAG127A	5 x 1ml	2-8°C
Factor IX Assay Kit		LS	COAG127B	10 x 1ml	2-8°C
Factor V Assay Kit		LS	COAG128A	5 x 1ml	2-8°C

Description	Details	Format	Cat No.	Size	Storage
Factor V Assay Kit		LS	COAG128B	10 x 1ml	2-8°C
Factor VII Assay Kit		LS	COAG124A	5 x 1ml	2-8°C
Factor VII Assay Kit		LS	COAG124B	10 x 1ml	2-8°C
Factor VIII Assay Kit		LS	COAG122A	5 x 1ml	2-8°C
Factor VIII Assay Kit		LS	COAG122B	10 x 1ml	2-8°C
Factor X Assay Kit		LS	COAG123A	5 x 1ml	2-8°C
Factor X Assay Kit		LS	COAG123B	10 x 1ml	2-8°C
Factor XI Assay Kit		LS	COAG133A	5 x 1ml	2-8°C
Factor XI Assay Kit		LS	COAG133B	10 x 1ml	2-8°C
Factor XII Assay Kit		LS	COAG126A	5 x 1ml	2-8°C
Factor XII Assay Kit		LS	COAG126B	10 x 1ml	2-8°C
Coagulation Factors Control Level-1	Factors II, V,VII, VIII, IX, X, XI, XII	Lyo	COAG137A	2x1ml	2-8°C
Coagulation Factors Control Level-2	Factors II, V,VII, VIII, IX, X, XI, XII	Lyo	COAG138A	2x1ml	2-8°C
Coagulation Factors Calibrator	Factors II, V,VII, VIII, IX, X, XI, XII	Lyo	COAG139A	2x1ml	2-8°C
Fibrinogen	Quantitative Estimation of Fibrinogen	LS	COAG116A	1 x 10ml Buffer; 1 x 2ml Bovine Thrombin; 1 x 1ml Calibrator	2-8°C
Fibrinogen	Quantitative Estimation of Fibrinogen	LS	COAG116B	1 x 20ml Buffer; 2 x 2ml Bovine Thrombin; 1 x 1ml Calibrator	2-8°C
Fibrinogen	Quantitative Estimation of Fibrinogen	Lyo	COAG105A	20T	2-8°C
Fibrinogen		Lyo	COAG105B	60T	2-8°C
Fibrinogen		Lyo	COAG105C	100T	2-8°C
Fibrinogen Degradation Products (FDP)	Immunoturbidimetric Assay (R1: 1x3ml; R2:1x3ml; Diluent 1x10ml)	LS	COAG114A	38T	2-8°C
Antithrombin-III with Calibrator	Chromogenic Substrate Assay (R1: 1x6ml; R2:1x4ml; Diluent 1x6ml); Calibrator 1x1ml)	LS	COAG120A	67T	2-8°C
Haemostasis Control Normal (Including Factor Assays)		LS	COAG131A	1ml	2-8°C
Haemostasis Control Pathological (Including Factor Assays)		LS	COAG132A	1ml	2-8°C
Kaolin Clotting Time	For the Determination of Kaolin Clotting Time	LS	COAG121A	R1: 1 x 2ml R2: 1 x 2ml	2-8°C
Lupus Anticoagulants (LA)	For screening & Confirmation of Lupus Anticoagulants	LS	COAG106A	2 x 1ml; 1 x 2.5ml	2-8°C
Plasma Control (Level 2)	For Coagulation Series only	LS	COAG109B	5 x 1ml	2-8°C
Plasma Control (Level 1 & Level 2)	For Coagulation Series only	LS	COAG112A	2 x 5 x 1ml	2-8°C
Plasma Control (Level 1 & Level 2)	For Coagulation Series only	LS	COAG112B	20 x 5 x 1ml	2-8°C
Plasma Control (Level 1)	For Coagulation Series only	LS	COAG108A	1 x 1ml	2-8°C
Plasma Control (Level 1)	For Coagulation Series only	LS	COAG108B	5 x 1ml	2-8°C
Plasma Control (Level 2)	For Coagulation Series only	LS	COAG109A	1 x 1ml	2-8°C
Protein C	Chromogenic Substrate Assay (R1: 1x3ml; R2:1x3ml; Diluent 1x12ml)	LS	COAG118A	40 TESTS	2-8°C

Description	Details	Format	Cat No.	Size	Storage
Protein S	Chromogenic Substrate Assay (R1: 1x1ml; R2:1x3ml; Diluent 1x3ml; Protein S Deficient Plasma 1x1ml)	LS	COAG119A	30 TESTS	2-8°C
PT High Sensitivity	ISI 1.0	Lyo	COAG111A	5 x 5 ml	2-8°C
PT High Sensitivity	ISI 1.0	Lyo	COAG111B	10 x 5 ml	2-8°C
PT High Sensitivity	ISI 1.15	LS	COAG101A	1 x 5ml	2-8°C
PT High Sensitivity	ISI 1.16	LS	COAG101B	5 x 5ml	2-8°C
PT High Sensitivity	ISI 1.17	LS	COAG101C	10 x 5ml	2-8°C
PT High Sensitivity	ISI 1.18	LS	COAG101D	6 x 8ml	2-8°C
PT High Sensitivity	ISI 1.19	LS	COAG101E	6 x 5ml	2-8°C
PT High Sensitivity	ISI 1.20	LS	COAG101F	20 x 5ml	2-8°C
PT High Sensitivity	ISI 1.21	LS	COAG101G	20 x 8ml	2-8°C
PT Low Sensitivity	ISI 1.5	LS	COAG102A	1 x 5ml	2-8°C
PT Low Sensitivity	ISI 1.6	LS	COAG102B	5 x 5ml	2-8°C
PT Low Sensitivity	ISI 1.8	LS	COAG117A	1 x 5ml	2-8°C
PT Low Sensitivity		LS	COAG117B	5 x 5ml	2-8°C
Russell Viper Venom Kit (dRvvT)		LS	COAG130A	2 x 1ml; 1 x 2.5ml	2-8°C
Thrombin Time Reagent	For Qualitative estimation of Fibrinogen	LS	COAG107A	5 x 1ml	2-8°C
Protein C Calibrator		LS	COAG118B	1x1ml	2-8°C
Protein S Calibrator		LS	COAG119B	1x1ml	2-8°C
Fibrinogen Degradation Products (FDP) Calibrator Set		LS	COAG114B	6x1x0.5ml	2-8°C
Fibrinogen Degradation Products (FDP) Control Level-1		Lyo	COAG114C	2x0.5ml	2-8°C
Fibrinogen Degradation Products (FDP) Control Level-2		Lyo	COAG114D	2x0.5ml	2-8°C
D-Dimer Control Level-1		Lyo	COAG134A	5x1ml	2-8°C
D-Dimer Control Level-2		Lyo	COAG135A	5x1ml	2-8°C



12

SECTION 12

URINALYSIS

Urinalysis

Urinalysis is a fundamental diagnostic tool that plays a crucial role in the evaluation of a patient's overall health and the diagnosis of various medical conditions. This non-invasive test involves the physical, chemical, and microscopic examination of urine, providing valuable insights into renal function, hydration status, and the presence of diseases. Urinalysis can detect a wide range of abnormalities, including infections, kidney disease, metabolic disorders, and urinary tract disorders. By analysing parameters such as protein, glucose, ketones, blood, and the presence of bacteria or crystals, healthcare providers can identify underlying issues early, allowing for timely intervention and treatment.

In addition to its diagnostic value, urinalysis serves as a vital monitoring tool for patients with known health conditions, such as diabetes or chronic kidney disease. Regular urinalysis helps track disease progression, assess treatment effectiveness, and detect complications before they become more serious. Furthermore, urinalysis is commonly used in routine health screenings, drug testing, and pre-employment evaluations, making it a versatile and widely applicable tool in clinical practice. Its ease of collection, low cost, and rapid turnaround time enhance its importance in healthcare, ultimately contributing to improved patient care and outcomes.

The Fortress Diagnostics 11 Parameter Urine Strips are intended for the screening of detection of diabetes, metabolic abnormalities, liver diseases, biliary and hepatic obstructions, haemolytic diseases and diseases of kidney and urinary tract infections.

Ordering Information

Description	Details	Format	Cat No.	Size	Storage
Urine Strips (11 Parameter)	Urobilinogen, Blood, Ketone, Glucose, Protein, pH, Bilirubin, Nitrite, SG, Leucocytes, Ascorbic Acid	Strips	URS00100	100T	2-8°C





13

SECTION 13

FOOD & FEED SAFETY

Food & Feed Safety

Food and feed safety is crucial in diagnostics as it ensures the integrity and quality of food products and animal feed, ultimately protecting public health and agricultural systems. Effective diagnostic testing plays a vital role in identifying pathogens, contaminants, and chemical residues in food and feed supplies, which can pose significant risks to human health and animal welfare.

By employing various analytical techniques, including microbiological, chemical, and molecular assays, diagnostic laboratories can detect harmful substances such as bacteria (e.g., Salmonella, E. coli), viruses, mycotoxins, and pesticides. This proactive approach not only helps prevent foodborne illnesses and outbreaks but also supports regulatory compliance and industry standards, ensuring that food products are safe for consumption.

Fortress Diagnostics offers a wide range of ELISA and Rapid Lateral Flow testing kits.

Ordering Information

Antibiotics

Fortress Diagnostics have developed a range of ELISA and Rapid Lateral Flows test kits to detect antibiotics in a range of food matrices including: Meat & Poultry, Seafood, Honey, Feed Eggs and Dairy. Testing food for antibiotics helps suppliers comply with regulations and ensures the safe supply of food products to consumers.

Description	Format	Cat No.	Size	Storage
AHD FAST	ELISA	BXEFB43A	96T	2-8°C
AMOZ FAST	ELISA	BXEFB42A	96T	2-8°C
AOZ FAST	ELISA	BXEFB41A	96T	2-8°C
Chloramphenicol FAST	ELISA	BXEFB03A	96T	2-8°C
Multi-Sulfonamide	ELISA	BXEFT08A	96T	2-8°C
Nitroimidazole (Dimetridazole)	ELISA	BXEFB45A	96T	2-8°C
Nitroimidazole (Metronidazole)	ELISA	BXEFB40A	96T	2-8°C
Oxytetracycline/Tetracycline	ELISA	BXEFB46A	96T	2-8°C
Quinolone FAST	ELISA	BXEFB07A	96T	2-8°C
SEM FAST	ELISA	BXEFB44A	96T	2-8°C
Streptomycin FAST	ELISA	BXEFB37A	96T	2-8°C
Tylosin	ELISA	BXEFT13A	96T	2-8°C
DNSH (Nifursol)	ELISA	BXEFB54A	96T	2-8°C

FlowSense

The Flowsense product range offers a cost-effective and user-friendly rapid test solution for contaminant testing within the food industry. Unlike traditional test solutions, Flowsense testing can be completed outside a laboratory setting.

With minimal initial investment and technical expertise required, the Flowsense product range enhances the frequency of testing within food production quality schedules, enabling more consistent monitoring and quicker responses to any issues that may arise. By incorporating regular testing, food producers can maintain higher standards of quality and compliance, ultimately benefiting the overall operational efficiency and product safety.

FlowSense Benefits for End Users:

- Minimal initial investment required.
- Eliminate expenses associated with third-party testing.
- No prior experience or extensive technical knowledge needed.
- Portable reader for convenient use.
- Enhance frequency of testing within your quality schedule.

FlowSense Honey Product Features:

- Innovative Multiplex detection capability (3-in-1 and 4-in-1 test strips).
- Straightforward sample preparation process.
- Ability to detect 49 antibiotic compounds.
- Quick 15-minute incubation for Nitrofuran derivatisation.
- Compliance with MMPRs Council Directive 96/23/EC.

Description	Format	Cat No.	Size	Storage
Chloramphenicol Honey Flowsense Rapid Test	Rapid Lateral Flow	BXEFB59A	48T	2-8°C
Multi-Antibiotic Honey (Eryt/Tylo/Tetra) Flowsense Rapid Test	Rapid Lateral Flow (Multiplex)	BXEFB58A	48T	2-8°C
Multi-Antibiotic Honey (Quin/Thiam/Spec) Flowsense Rapid Test	Rapid Lateral Flow (Multiplex)	BXEFB57A	48T	2-8°C
Multi-Nitrofuran Honey Flowsense (AOZ, AMOZ, AHD, SEM) Rapid test	Rapid Lateral Flow (Multiplex)	BXEFB60A	48T	2-8°C
Multi-Sulfonamides Honey Flowsense Rapid Test (High Sensitivity)	Rapid Lateral Flow (Multiplex)	BXEFB56A	48T	2-8°C
Streptomycin Honey QUANT Flowsense Rapid Test	Rapid Lateral Flow	BXEFB55A-Q	48T	2-8°C
Multi-Mycotoxin 3-in-1 FS Rapid Test Don/Zen/T.Afla	Rapid Lateral Flow (Multiplex)	BXEFB65A	24T	2-8°C
Ochratoxin (OCH) GREEN QUANT Rapid Test	Rapid Lateral Flow	BXEFB66A	24T	2-8°C
T2/HT2 (T2) GREEN QUANT Rapid Test	Rapid Lateral Flow	BXEFB67A	24T	2-8°C
Fumonisin (FUM) GREEN QUANT Rapid Test	Rapid Lateral Flow	BXEFB68A	24T	2-8°C
Deoxynivalenol (DON) GREEN QUANT Rapid Test	Rapid Lateral Flow	BXEFB62A	24T	2-8°C
Zearalenone (ZEN) GREEN QUANT Rapid Test	Rapid Lateral Flow	BXEFB63A	24T	2-8°C
Total Aflatoxins (TAF) GREEN QUANT Rapid Test	Rapid Lateral Flow	BXEFB64A	24T	2-8°C

Honey Quality Parameters

To determine honey quality measurements, Fortress Diagnostics has developed a range of enzymatic tests. These tests offer honey producers the ability to determine not only quality, but also shelf life and ability to hold moisture.

Description	Format	Cat No.	Size	Storage
Diastase* Phadebas (50 tests)	Instrumentation	1321	96T	2-8°C
Diastase* Phadebas (500 tests)	Colorimetric	1322	96T	2-8°C
Glucose Controls (Low and Elevated)	Colorimetric	BXEFC04A	96T	2-8°C
Glucose/Fructose (50 tests)	Colorimetric	BXEFC02C	96T	2-8°C
HMF (100T)	Colorimetric	BXEFC01A	96T	2-8°C

Growth Hormones

Fortress Diagnostics have developed a range of ELISA's for the detection of growth hormones in food. There are a number of regulations in place globally to restrict the level of growth hormones administered to animals, with some being completely banned. Regular testing for growth hormones ensures suppliers conform to regulations and deliver safe products to end users.

Description	Format	Cat No.	Size	Storage
Clenbuterol FAST	ELISA	BXEFB04A	96T	2-8°C
Ractopamine	ELISA	BXEFB05A	96T	2-8°C
Trenbolone	ELISA	BXEFT15A	96T	2-8°C
Zeranol	ELISA	BXEFT17A	96T	2-8°C

Mycotoxins

Mycotoxins are naturally occurring toxins that are often detected in a variety of feed and crops including; cereal, nuts and spices, most often in warm and humid conditions. Contaminated feed can have serious health effects when consumed, making it important to test and detect mycotoxins before any animal or human consumption.

Fortress Diagnostics have a range of kits to detect Total Aflatoxins, Aflatoxin B1, Aflatoxin M1 and Ochratoxin.

Description	Format	Cat No.	Size	Storage
Aflatoxin B1	ELISA	BXEFT01A	96T	2-8°C
Aflatoxin M1	ELISA	BXEFB69A	96T	2-8°C
Aflatoxin Total (1-20 PPB)	ELISA	BXEFB09A	96T	2-8°C
DON deoxynivalenol (vomitoxin)	ELISA	BXEFT18A	96T	2-8°C
Fumonisin	ELISA	BXEFB38A	96T	2-8°C
Ochratoxin	ELISA	BXEFB52A	96T	2-8°C
T2/HT2	ELISA	BXEFT20A	96T	2-8°C
Zearalenone	ELISA	BXEFT19A	96T	2-8°C

Mycotoxins - Standard Solutions

Mycotoxin standard solutions are precisely prepared solutions containing known concentrations of specific mycotoxins. These standard solutions are used in laboratory settings for the calibration and validation of analytical methods, ensuring accurate detection and quantification of mycotoxins in various samples such as food, feed, and biological fluids.

Description	Purity	Solvent	Cat No.	Raw Materials	Storage
15-Acetyl DON Solution 100ug/ml	94.70%	Acetonitrile (HPLC grade Supragradient, 99.97%): water, 1:1	BXEFF13A	15-Acetyl Deoxynivalenol	2-8°C
3-Acetyl DON Solution 100ug/ml	99.66%	Acetonitrile HPLC grade Supragradient, 99.97%	BXEFF12A	3-Acetyl-DON	2-8°C
Aflatoxin B1 Solution 2ug/ml	99.90%	Acetonitrile HPLC grade Supra-gradient, 99.97%	BXEFF02A	Aflatoxin B1 from Aspergillus flavus	2-8°C
Aflatoxin B2 Solution 0.5ug/ml	100%	Acetonitrile HPLC grade Supra-gradient, 99.97%	BXEFF03A	Aflatoxin B2 from Aspergillus flavus	2-8°C
Aflatoxin G1 Solution 2ug/ml	98.57%	Acetonitrile HPLC grade Supra-gradient, 99.97%	BXEFF04A	Aflatoxin G1 from Aspergillus flavus	2-8°C
Aflatoxin G2 Solution 0.5ug/ml	99.80%	Acetonitrile HPLC grade Supra-gradient, 99.97%	BXEFF05A	Aflatoxin G2 from Aspergillus flavus	2-8°C
Aflatoxin M1 Solution 0.5ug/ml	99.89%	Acetonitrile HPLC grade Supra-gradient, 99.97%	BXEFF06A	Fumonisin B1 from Fusarium moniliforme	2-8°C
DON Solution 100ug/ml	99.72%	Acetonitrile HPLC grade Supra-gradient, 99.97%	BXEFF08A	Deoxynivalenol	2-8°C
Fumonisin B1 Solution 50ug /ml	100%	Acetonitrile (HPLC grade Supra-gradient, 99.97%): water, 1:1	BXEFF09A	Fumonisin B1 from Fusarium moniliforme	2-8°C
Fumonisin B2 Solution 50ug/ml	100%	Acetonitrile (HPLC grade Supra-gradient, 99.97%): water, 1:1	BXEFF10A	Fumonisin B2 from Fusarium moniliforme	2-8°C
Fumonisin B3 Solution 50ug/ml	>99%	Acetonitrile (HPLC grade Supragradient, 99.97%): water, 1:1	BXEFF11A	Fumonisin B3 from Fusarium moniliforme	2-8°C
Nivalenol Solution 100ug/ml	99.66%	Acetonitrile HPLC grade Supragradient, 99.97%	BXEFF14A	Nivalenol from Fusarium SP	2-8°C
Ochratoxin A Solution 10ug/ml	>99.9%	Acetonitrile HPLC grade Supragradient, 99.97%	BXEFF01A	Ochratoxin A, Benzene Free, from Aspergillus Ochraceus	2-8°C
Zearalenone Solution 100ug/ml	98.97%	Acetonitrile HPLC grade Supragradient, 99.97%	BXEFF07A	Zearalenone from Gibberella Zeae	2-8°C

Allergens

Fortress Diagnostics have a range of Food Allergen Monoclonal Antibody-Based Enzyme-Linked Immunosorbent assay (ELISA) kits available. The highly sensitive ELISA's deliver quantitative results for the detection of food allergens in a wide range of food matrices. The kits can also be used for qualitative, yes/no results for simple assessments.

Allergen kits are available for the detection of; almond, brazil nut, buckwheat, casein, cashew, coconut, crustacean, egg, gluten, hazelnut, lupine, macadamia, mustard, peanut, pecan, pine nut, pistachio, sesame seed, soya and walnut.

Group	Description	Method	Cat No.	Size	Storage
Egg	**Egg**	ELISA	EOM-EK-96	96T	2-8°C
		ELISA	EOM-EK-48	48T	2-8°C
Gluten	**Gluten**	ELISA	GLU-EK-96	96T	2-8°C
		ELISA	GLU-EK-48	48T	2-8°C

Group	Description	Method	Cat No.	Size	Storage
Legume	Lupine	ELISA	LU2-EK-96	96T	2-8°C
		ELISA	LU2-EK-48	48T	2-8°C
	Peanut	ELISA	PA3-EK-96	96T	2-8°C
		ELISA	PA3-EK-48	48T	2-8°C
	Soya	ELISA	SG6-EK-96	96T	2-8°C
		ELISA	SG6-EK-48	48T	2-8°C
Milk	Casein	ELISA	CAS-EK-96	96T	2-8°C
		ELISA	CAS-EK-48	48T	2-8°C
Tree Nut	Almond	ELISA	AP1-EK-96	96T	2-8°C
		ELISA	AP1-EK-48	48T	2-8°C
	Brazil Nut	ELISA	BN-EK-96	96T	2-8°C
		ELISA	BN-EK-48	48T	2-8°C
	Cashew	ELISA	CA2-EK-96	96T	2-8°C
		ELISA	CA2-EK-48	48T	2-8°C
	Coconut	ELISA	CN1-EK-96	96T	2-8°C
		ELISA	CN1-EK-48	48T	2-8°C
	Hazelnut	ELISA	HC9-EK-96	96T	2-8°C
		ELISA	HC9-EK-48	48T	2-8°C
	Macadamia	ELISA	MN1-EK-96	96T	2-8°C
		ELISA	MN1-EK-48	48T	2-8°C
	Pecan	ELISA	PC4-EK-96	96T	2-8°C
		ELISA	PC4-EK-48	48T	2-8°C
	Pine Nut	ELISA	PN1-EK-96	96T	2-8°C
		ELISA	PN1-EK-48	48T	2-8°C
	Pistachio	ELISA	PV1-EK-96	96T	2-8°C
		ELISA	PV1-EK-48	48T	2-8°C
	Walnut	ELISA	WJ4-EK-96	96T	2-8°C
		ELISA	WJ4-EK-48	48T	2-8°C
Seeds	Buckwheat	ELISA	BW1-EK-96	96T	2-8°C
		ELISA	BW1-EK-48	48T	2-8°C
	Mustard	ELISA	MS1-EK-96	96T	2-8°C
		ELISA	MS1-EK-48	48T	2-8°C
	Sesame Seed	ELISA	SE1-EK-96	96T	2-8°C
		ELISA	SE1-EK-48	48T	2-8°C



14

SECTION 14

INSTRUMENTATION

Instrumentation

In today's evolving and vast healthcare climate, clinics and laboratories around the globe face the challenges of raising patient care, whilst reducing operating costs.

Fortress Diagnostics' diverse range of analysers offer laboratories the opportunity to provide affordable results without compromising quality. We offer:

- **Scalability Solutions:** Meeting the needs of laboratories ranging from small scale independent facilities to large scale clinical settings, Fortress Diagnostics' range of instruments can match the specified testing requirements.
- **Efficiency and Productivity:** Our range of analysers can improve sample analysis workflow and turnaround time. Ergonomic connectivity between automation, IT and the user ensures efficiency in all disciplines of analysis.

Instruments Brochure

Our complete range of analysers, accessories and consumables is presented in a dedicated Instruments Brochure, covering the following ranges:

- **Clinical Chemistry Analysers** – Analyst 2010, Monarch 240+, 480, 680 & 1600
- **Coagulation Analysers** – Thrombo Read+, Thrombo Fast+ & Thrombo Speed+
- **Electrolyte Analysers** – Electalyte-300
- **Food & Feed Analysers** – PRISM Honey Quality Analyser, FlowSense Reader
- **Gel Card Analysers** – Gel Card Centrifuge, Incubator & Reader
- **Haematology Analysers** – Celldiff-3+, Celldiff-5+
- **Immunoassay (CLIA/ELISA) Analysers** – CLIA-100, CLIA-200, BIO-2+, Innowash, Microscan & Microscan Mini

For details of our instrumentation, please refer to our separate Instruments Brochure.

Request a copy: info@fortressdiagnostics.com | +44 (0)28 9448 7676 | fortressdiagnostics.com





SECTION 15

IQC & EQA PROGRAMMES

Seraqual 365: IQC Management Software

The Seraqual 365 IQC Management Software is a peer data QC programme designed for use with Seraqual Controls. It provides a cost effective and comprehensive package for labs who need to manage their daily QC activities on a centralised platform in real time.

SERAQUAL 365
IQC Management Software

Simple, Easy to Use Peer Comparison Tool

Real Time Data on a Centralised Platform

Cost Effective & Comprehensive QC Data Management Software

The system has a number of features to enhance data review and trouble shooting within a lab to include:

- **A dashboard interface** that presents a condensed panel of the features of the system showing options most frequented. It also flags any exceptions for review
- **A simple easy to use interface** that allow labs to configure and enter results easily with a need for minimal training
- **Interactive charts** for quick and easy performance review including Histogram and Levey –Jennings
- **Exceptions reports** so data from a specified date range can be reviewed quickly
- **Statistical Comparison Report** can be specified by date range at the instrument, method or all method level.
- **Peer Group Statistics** allowing you to compare your results with other labs using the same QC material
- **Advanced Statistical Analysis** that includes performance indicators such as Uncertainty of Measurement (UM), Bias, Total Error (TE) and Sigma Scores.

Ordering Information

Description	Cycle	Cat No.	Size
SERAQUAL 365 INTERNAL QUALITY ASSESSMENT PROGRAMME		SERAQ00P	
SERAQUAL 365 IQC Monthly Clinical Chemistry (Jan-Dec)	1 Cycles = 12 Months (1 Sample/Month)	SERAQL01	1 x 12 x 5ml
SERAQUAL 365 IQC Monthly Immunoassay Programme (Jan-Dec)	1 Cycles = 12 Months (1 Sample/Month)	SERAQL02	1 x 12 x 1ml
SERAQUAL 365 IQC Haematology Programme (Apr-Mar)	2 Cycles = 12 Months (1 Sample/Month)	SERAQL03	2 x 6 x 3ml
SERAQUAL 365 IQC Monthly HbA1c Programme (Jan-Dec)	1 Cycles = 12 Months (1 Sample/Month)	SERAQL04	1 x 12 x 0.5ml
SERAQUAL 365 IQC Monthly Coagulation Programme (Jan-Dec)	1 Cycles = 12 Months (1 Sample/Month)	SERAQL05	1 x 12 x 1ml
SERAQUAL 365 IQC Monthly Lipids Programme (Jan-Dec)	1 Cycles = 12 Months (1 Sample/Month)	SERAQL06	1 x 12 x 1ml
SERAQUAL 365 IQC Monthly Cardiac Programme (Jan-Dec)	1 Cycles = 12 Months (1 Sample/Month)	SERAQL07	1 x 12 x 2ml
SERAQUAL 365 IQC Monthly Blood Gas & Electrolytes Programme (Jan-Dec)	1 Cycles = 12 Months (1 Sample/Month)	SERAQL08	1 x 12 x 2ml
SERAQUAL 365 IQC Monthly Specific Protein Panel Programme (Jan-Dec)	1 Cycles = 12 Months (1 Sample/Month)	SERAQL09	1 x 12 x 1ml

Software Overview

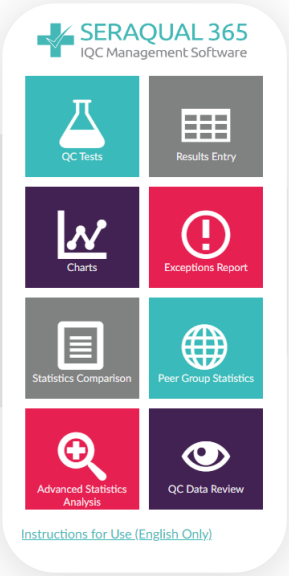

Instructions for Use (English Only)

1 Dashboard

Presents a condensed panel of the features of the system showing options most frequented.

A full list of features that the system offers is available from the drop down at the top left hand corner.

It also flags any exceptions for review to allow rapid identification of any QC problems and allow quick and effective corrective action.

2 QC Tests

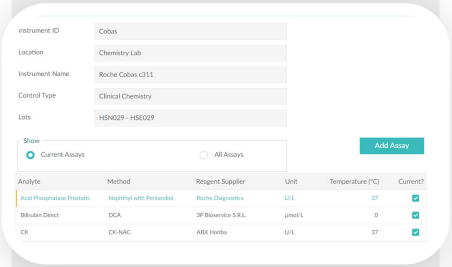

This option allows a lab to quickly see the instruments registered, the programmes and lots associated with these instruments and then the associated QC test.

Here a lab can also set the Target mean and SD of a test (cumulative, user defined or Seraqual 365 (targets available for selected assayed lots)).

3 Result Entry

A simple feature to allow easy manual addition of results.

An alarm is activated if a result entered violates a multi rule set.

There are also indicators to show when a result has been edited, commented upon or reviewed.

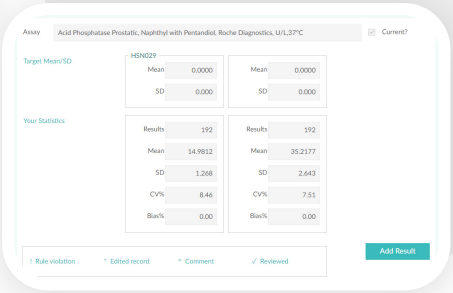

4

Charts

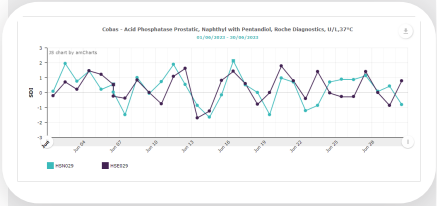

The Levey Jennings and Histograms interactive charts can be generated within a specific date range proving invaluable for identifying data shifts and trends.

The charts can be downloaded, saved, annotated and printed for the users convenience.

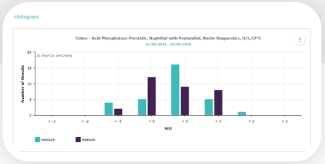

5

Exceptions Report

The Exceptions Report presents all results that have violated the multi rules set in a date range that can be specified.

Through colour coding it identifies the violated rules that are 'Alert' and those that are 'Reject'.

Any comments associated with a result are also detailed.

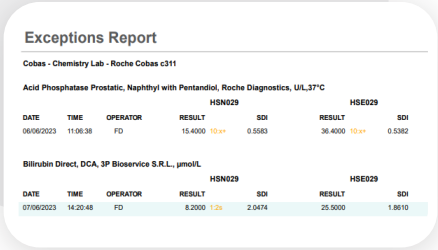

Exceptions Report

Cobas - Chemistry Lab - Roche Cobas c311

Acid Phosphatase Prostatic, Naphthyl with Pentandiol, Roche Diagnostics, U/L,37°C

			HSN029			HSE029	
DATE	TIME	OPERATOR	RESULT		SDI	RESULT	SDI
06/06/2023	11:06:38	FD	15.4000	10:x+	0.5583	36.4000 10:x+	0.5382

Bilirubin Direct, DCA, 3P Bioservice S.R.L., µmol/L

			HSN029			HSE029	
DATE	TIME	OPERATOR	RESULT		SDI	RESULT	SDI
07/06/2023	14:20:48	FD	8.2000	1:2s	2.0474	25.5000	1.8610

6

Statistics Comparison Report

A worldwide and country comparison of statistics at either the Instrument, Method or All Method level is available in this report.

A date range can be specified.

This report includes performance indicators such as Mean, SD, CV%, Bias %, SDI and CVI.

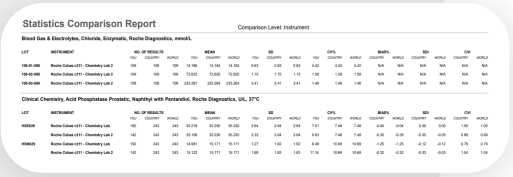

Statistics Comparison Report

Comparison Level: Instrument

Blood Gas & Electrolytes, Chloride, Enzymatic, Roche Diagnostics, mmol/L

LOT	INSTRUMENT	NO. OF RESULTS			MEAN			SD			CV%			BIAS%			SDI			CVI		
		YOU	COUNTRY	WORLD	YOU	COUNTRY	WORLD	YOU	COUNTRY	WORLD	YOU	COUNTRY	WORLD	YOU	COUNTRY	WORLD	YOU	COUNTRY	WORLD	YOU	COUNTRY	WORLD
158-01-000	Roche Cobas c311 - Chemistry Lab 2	109	109	109	14.196	14.194	14.194	0.63	0.63	0.63	4.42	4.42	4.42	N/A	N/A	N/A	N/A	N/A	N/A	N/A	N/A	N/A
158-02-000	Roche Cobas c311 - Chemistry Lab 2	109	109	109	72.533	72.533	72.533	1.15	1.15	1.15	1.58	1.58	1.58	N/A	N/A	N/A	N/A	N/A	N/A	N/A	N/A	N/A
158-03-000	Roche Cobas c311 - Chemistry Lab 2	108	108	108	233.287	233.264	233.264	3.41	3.41	3.41	1.46	1.46	1.46	N/A	N/A	N/A	N/A	N/A	N/A	N/A	N/A	N/A

Clinical Chemistry, Acid Phosphatase Prostatic, Naphthyl with Pentandiol, Roche Diagnostics, U/L, 37°C

LOT	INSTRUMENT	NO. OF RESULTS			MEAN			SD			CV%			BIAS%			SDI			CVI		
		YOU	COUNTRY	WORLD	YOU	COUNTRY	WORLD	YOU	COUNTRY	WORLD	YOU	COUNTRY	WORLD	YOU	COUNTRY	WORLD	YOU	COUNTRY	WORLD	YOU	COUNTRY	WORLD
HSE029	Roche Cobas c311 - Chemistry Lab	162	243	243	35.216	35.230	35.230	2.64	2.64	2.64	7.51	7.48	7.48	-0.54	-0.04	0.00	-0.03	0.00	1.00	1.00	1.00	1.00
	Roche Cobas c311 - Chemistry Lab 2	142	243	243	35.106	35.230	35.230	2.33	2.64	2.64	6.63	7.48	7.48	-0.35	-0.35	-0.35	-0.05	-0.05	-0.05	0.88	0.88	0.88
HSN029	Roche Cobas c311 - Chemistry Lab	162	243	243	14.581	15.171	15.171	1.27	1.62	1.62	8.48	10.68	10.68	-1.25	-1.25	-1.25	-0.12	-0.12	-0.12	0.79	0.79	0.79
	Roche Cobas c311 - Chemistry Lab 2	142	243	243	15.122	15.171	15.171	1.68	1.62	1.62	11.14	10.68	10.68	-0.32	-0.32	-0.32	-0.03	-0.03	-0.03	1.04	1.04	1.04

7

Peer Group Statistics

A lab can select World or Country Statistics for a chosen Control Type and Lot.

The peer group can be at a number of different levels as seen in the image.

The report includes Mean, SD, CV% and the number of labs.

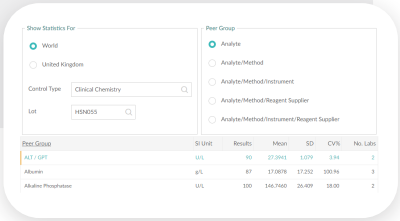

8

Advanced Statistics Report

This report draws on a number of important statistical metrics that include Mean, SD, CV%, Uncertainty of Measurement (UM), Bias, TE, Sigma (BV) and Sigma (CLIA).

The report can be based at either the Instrument, Method or All Method Level and if required within a specified date range.

9

QC Data Review

A lab selects a date range (instrument, lot and assay selection is optional) and the report generated displays any results that have not yet been reviewed.

Results violating a multirule are highlighted according to their 'Alert' or 'Reject' status.

A reviewer has the ability to set all the results to reviewed or individually look at results and comment.

This function allow quick and easy identification of tests that may be problematic.

Additional Features

- Programme available in English, Spanish, Chinese, Farsi and Arabic.
- Co-ordinators have the ability to look at the Statistics Comparison Report and Advanced Statistical Analysis Report of the labs they are responsible for.
- Instruction for Use available on the Software
- Automatic deactivations of peer data to maintain the integrity of the data

For further information please contact admin@seraqual365.com

SEQAS: EQA Management Software

SEQAS is an EQA scheme that forms part of the Fortress Quality Control Platform. EQA helps to assure customers, such as physicians, patients, and health authorities, that the laboratory can produce reliable results. Individual laboratories can use EQA to identify problems in laboratory practices, allowing for appropriate corrective action. EQA participation will help to evaluate reliability of methods, materials, and equipment, and to evaluate and monitor training impact.

SEQAS
Specialised External Quality Assessment Service

For laboratories performing public health-related testing, EQA can help to assure that results from different laboratories during surveillance activities are comparable. EQA participation is usually required for accreditation. Samples received for EQA testing, as well as the information shared by the EQA provider, are useful for conducting educational and professional development activities.

Participation in an external quality assessment program provides valuable data and information for the laboratory which:

- allows peer comparison of performance and results among different test sites;
- provides early warning for systematic problems associated with kits or operations;
- provides objective evidence of testing quality;
- indicates areas that need improvement;
- identifies training needs.

A fast easy-to-use data capture system

Data analysis that is easy to understand & interpret

Monthly cycles for a range of programmes

End of cycle reports

Certificates of registration

SEQAS Programmes

Description	Cycle	Cat No.	Size
SEQAS EXTERNAL QUALITY ASSESSMENT PROGRAMME		SEQAS00P	
SEQAS Monthly Clinical Chemistry (Jan-Dec)	1 Cycles = 12 Months (1 Sample/Month)	SEQAS001	1 x 12 x 5ml
SEQAS Monthly Immunoassay Programme (Jan-Dec)	1 Cycles = 12 Months (1 Sample/Month)	SEQAS002	1 x 12 x 1ml
SEQAS Haematology Programme (Apr-Mar)	2 Cycles = 12 Months (1 Sample/Month)	SEQAS003	2 x 6 x 3ml
SEQAS Monthly HbA1c Programme (Jan-Dec)	1 Cycles = 12 Months (1 Sample/Month)	SEQAS004	1 x 12 x 0.5ml
SEQAS Monthly Coagulation Programme (Jan-Dec)	1 Cycles = 12 Months (1 Sample/Month)	SEQAS005	1 x 12 x 1ml
SEQAS Monthly Lipids Programme (Jan-Dec)	1 Cycles = 12 Months (1 Sample/Month)	SEQAS006	1 x 12 x 1ml
SEQAS Monthly Cardiac Programme (Jan-Dec)	1 Cycles = 12 Months (1 Sample/Month)	SEQAS007	1 x 12 x 2ml
SEQAS Monthly Blood Gas & Electrolytes Programme (Jan-Dec)	1 Cycles = 12 Months (1 Sample/Month)	SEQAS008	1 x 12 x 2ml
SEQAS Monthly Specific Protein Panel Programme (Jan-Dec)	1 Cycles = 12 Months (1 Sample/Month)	SEQAS009	1 x 12 x 1ml



16

SECTION 16

NEONATAL SCREENING

Neonatal Screening

Neonatal screening is a critical component of public health and pediatric diagnostics, aimed at identifying congenital disorders and metabolic conditions in newborns before they manifest clinically. This early detection is vital for conditions such as phenylketonuria (PKU), cystic fibrosis, sickle cell disease, and congenital hypothyroidism, among others.

Timely identification of these disorders allows for prompt intervention and treatment, which can significantly improve health outcomes, prevent serious complications, and reduce mortality rates. For example, early treatment of PKU through dietary management can prevent severe intellectual disabilities, while timely intervention in congenital hypothyroidism can avert growth and developmental delays.

Fortress Diagnostics manufactures, develops and supplies an extensive range of high quality neonatal screening tests for the detection of inborn errors of metabolism (IEM).

Featured Products

PKU

A PKU screening test is a blood test given to newborns 24–72 hours after birth. PKU stands for phenylketonuria, a rare disorder that prevents the body from properly breaking down a substance called phenylalanine (Phe). Phe is part of proteins that are found in many foods and in an artificial sweetener called aspartame.

Glucose-6-Phosphate Dehydrogenase

Babies with glucose-6-phosphate dehydrogenase deficiency (G6PD) do not make the enzyme glucose-6-phosphate dehydrogenase (G6PD) properly. This enzyme protects the red blood cells from being destroyed prematurely by harmful substances in the body.

Total Galactose

The Total Galactose kit tests for Galactosemia, meaning “galactose in the blood”. Babies with this metabolic condition are not able to metabolize a certain type of sugar (galactose) found primarily in breast milk, cow’s milk, and dairy products. When galactose can’t be broken down and digested, it builds up in the tissues and blood in large amounts.

Ordering Information

Description	Details	Format	Cat No.	Size	Storage
Glucose-6-Phosphate Dehydrogenase (G6PDH)	Digitonin (UV)	Lyo	BXC0571A	R1: 2 x 50ml R2: 1 x 2ml R3:1 x 2ml R4: 1 x 20ml	2-8°C
Glucose-6-Phosphate Dehydrogenase (G6PDH)	UV Visual	Lyo	BXC0574C	100T	2-8°C
Neonatal TSH	ELISA	LS	BXE0682A	96T	2-8°C
Phenylketonuria (PKU) Screening	Enzymatic Colorimetric	LS	BXC0810A	R1: 1x10ml; R2: 1x2ml; R3: 1 vial; STD: 1 Set	2-8°C
Total Galactose	Enzymatic Colorimetric	LS	BXC0812A	100T	2-8°C



17

SECTION 17

MOLECULAR DIAGNOSTICS

Molecular Diagnostics

Molecular diagnostics is a cutting-edge field that utilises techniques such as DNA sequencing, polymerase chain reaction (PCR), and other nucleic acid-based methods to detect and analyze genetic material, enabling the diagnosis of various diseases at a molecular level. This approach allows for the identification of pathogens, genetic mutations, and biomarkers associated with diseases, including infectious diseases, cancers, and hereditary disorders.

Molecular diagnostics offers high sensitivity and specificity, leading to accurate and timely diagnoses that can guide personalized treatment strategies, improve patient outcomes, and facilitate targeted therapies. The importance of molecular diagnostics lies in its transformative impact on modern medicine. It provides clinicians with critical information about the underlying mechanisms of diseases, allowing for early detection and intervention, which is particularly crucial in cases of rapidly progressing conditions like infections or cancer. Additionally, molecular diagnostics can aid in the monitoring of treatment effectiveness and disease progression, enabling healthcare providers to make informed decisions about patient management. As technology advances, molecular diagnostics continues to expand its applications, contributing to personalised medicine, public health surveillance, and the development of novel therapeutic approaches, ultimately enhancing patient care and disease prevention efforts.

Featured Products

Fortress Universal Mini Kit (RNA Extraction)

The Fortress Universal Mini Kit is the ideal tool for isolation and purification of highly pure total nucleic acid, like human genomic DNA, bacterial DNA, viral DNA and RNA from 200µl of fresh or frozen plasma, serum, urine, cell free body fluids as well as rinsed liquid from swabs, breast milk, pretreated sputum, BAL and supernatant from stool suspension or whole blood (100 µl), and additionally only for veterinary applications from allantoic fluid or rinse liquid from cloacal or tracheal swabs and from organ abrasions.

COVID-19 RT-PCR

The Fortress Diagnostics COVID-19 Real Time Polymerase Chain Reaction (PCR) test is intended for the detection of SARs-Cov-2. The PCR test is ideal for laboratories with large throughput requirements with accurate results available in 24 hours.

Ordering Information

Description	Format	Cat No.	Size	Storage
COVID-19 RT-PCR	For Molecular Detection of COVID-19 by Real Time PCR	MC19-PCR1	96T	2-8°C
Fortress Universal Mini Kit	Nucleic Acid Extraction Kit	GRX00050	50T	2-8°C
Fortress Universal Mini Kit	Nucleic Acid Extraction Kit	GRX00100	100T	2-8°C
Fortress Universal Mini Kit	Nucleic Acid Extraction Kit	GRX00250	250T	2-8°C



SECTION 18

WESTERN BLOT ASSAYS

Western Blot Assays

Western blot assays are a widely used laboratory technique for detecting and analysing specific proteins in a sample. The method involves separating proteins by gel electrophoresis, transferring them to a membrane, and using specific antibodies to identify the target protein. This assay is particularly valuable for confirming the presence and quantity of proteins of interest, as well as for analysing protein modifications, interactions, and expression levels. Western blotting is commonly employed in various fields, including biomedical research, clinical diagnostics, and the development of vaccines.

The importance of Western blot assays lies in their ability to provide reliable and specific information about protein expression and function. They are especially crucial in the diagnosis of certain diseases, such as HIV, where the presence of specific antibodies against viral proteins can confirm infection. Additionally, Western blotting is essential for validating results obtained from other techniques, such as ELISA, by providing a more detailed characterisation of proteins. The versatility and sensitivity of Western blot assays make them indispensable tools in research and diagnostics, contributing to a better understanding of disease mechanisms and aiding in the development of targeted therapies.

Key Features & Benefits

Western blot assays offers several benefits that make it a widely used technique in various fields, including medical diagnostics, research, and biotechnology:



Quantitative and Qualitative Analysis: Allows for the specific detection of a particular protein within a complex mixture, using antibodies that bind to the target protein.



High Sensitivity: Western blotting is a technique which is highly sensitive and can detect low levels of protein.



High Throughput: It can provide both qualitative and quantitative data on protein expression levels.



Stability: It can be used for various types of samples, including cell lysates, tissue extracts, and purified proteins.

Ordering Information

Description	Cat No.	Size	Storage
HCV Western Blot Assay	HCVWB018	18T	2-8°C
HIV Western Blot Assay	HIVWB018	18T	2-8°C
HTLV Western Blot Assay	HTLVWB18	18T	2-8°C

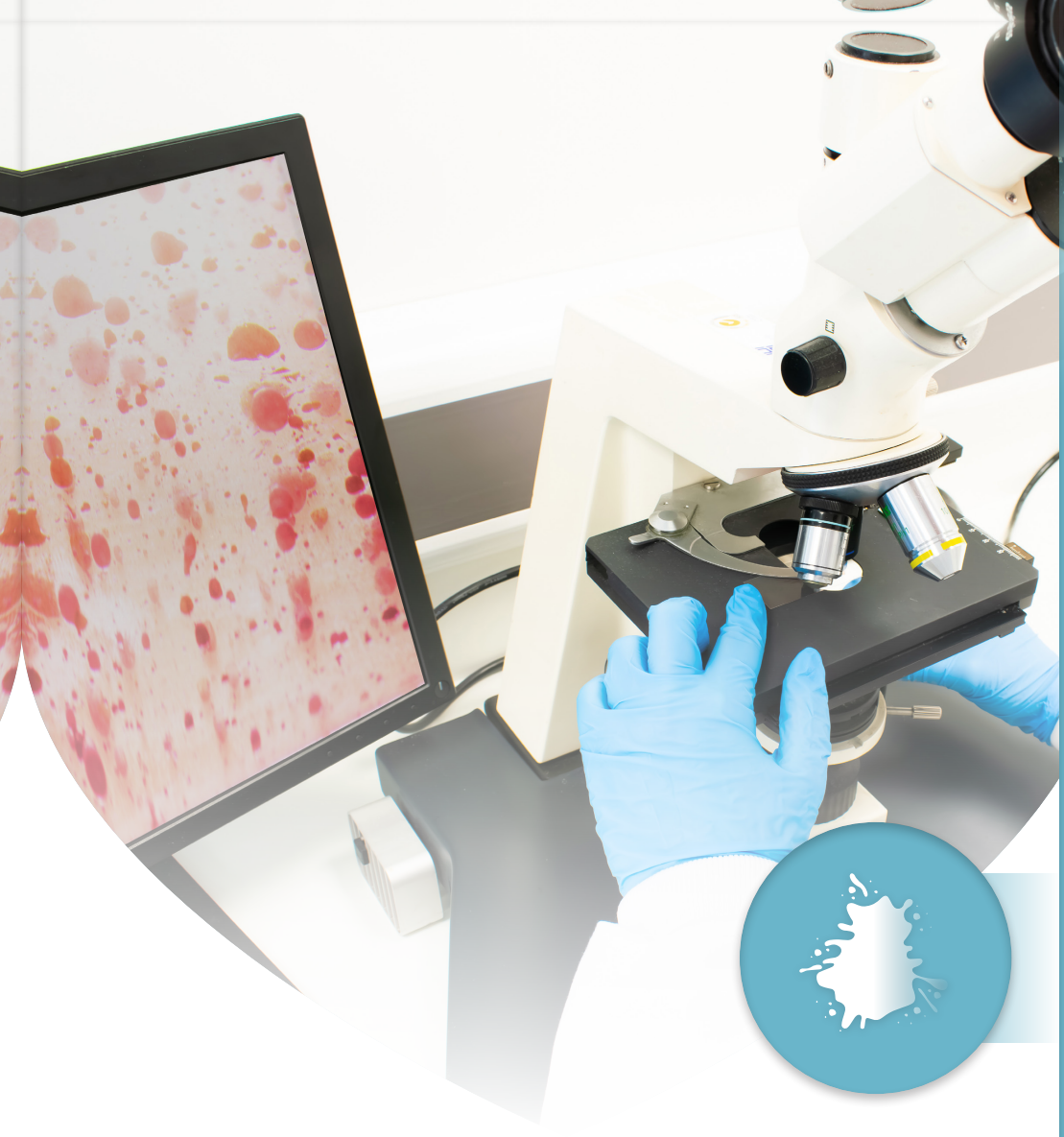

19

SECTION 19

STAINS

Stains

Staining is a fundamental technique in diagnostics that enhances the visibility of cellular components and structures in biological samples, facilitating their examination under a microscope. Different staining methods, such as Gram staining, hematoxylin and eosin (H&E) staining, and immunohistochemistry, allow for the differentiation of cell types, the identification of pathogens, and the observation of cellular morphology. Staining plays a crucial role in histopathology, microbiology, and cytology, providing valuable information for the diagnosis of various diseases, including infections, cancers, and inflammatory conditions.

The importance of staining in diagnostics lies in its ability to improve the accuracy and reliability of pathological assessments. By highlighting specific cellular features or antigens, staining helps pathologists and laboratory technicians make informed decisions regarding disease presence, type, and severity. For example, Gram staining differentiates between Gram-positive and Gram-negative bacteria, guiding appropriate antibiotic treatment. Immunohistochemical staining can identify specific markers in tumor tissues, assisting in cancer classification and treatment planning. Overall, staining is an indispensable tool in clinical diagnostics that enhances the interpretation of complex biological samples, ultimately contributing to better patient care and outcomes.

Featured Products

Giemsa Stain

Giemsa stain is a classical cytogenetic and histopathological stain used primarily in microbiology and hematology. It is a mixture of methylene blue, eosin, and Azure B, which stains cells differentially, allowing for the detailed visualization of cellular components. This stain is particularly useful for identifying parasites such as Plasmodium species, responsible for malaria, and for highlighting the chromosomal structures in cytogenetic studies, enabling the detection of genetic abnormalities. Its ability to differentiate between different cellular elements makes it invaluable for diagnosing various blood disorders and infections.

Gordon McLeod Reagent

Gordon McLeod reagent, also known as Gordon and Sweet's silver staining, is a specialised histological stain used primarily to visualise reticular fibers in tissue sections. This staining technique involves the reduction of silver salts to metallic silver, which deposits along the reticular fibers, rendering them visible under a microscope as black or dark brown structures. It is particularly useful in pathology for assessing the architecture of the extracellular matrix and detecting abnormalities in reticulin fiber networks, which can be indicative of various liver diseases, tumors, and other conditions affecting connective tissue.

May Grunwald

The May-Grünwald stain is a vital component of the May-Grünwald-Giemsa (MGG) staining technique, widely used in hematology and cytology for examining blood smears and bone marrow samples. This stain combines eosin and methylene blue, allowing for the differential staining of cellular components, which results in vivid coloration of blood cells and other cellular elements. It helps in the identification and classification of different types of white blood cells, red blood cell morphology, and the presence of parasites or other abnormal cells. The May-Grünwald stain's clarity and contrast make it essential for diagnosing various hematological disorders and infections.

Ordering Information

Description	Details	Cat No.	Size	Storage
Eosin (2% ; Aqueous)	General purpose counter stain.	BX90125A	1 x 125ml	Room Temp.
Eosin (2% ; Aqueous)	General purpose counter stain.	BX90250A	1 x 250ml	Room Temp.
Eosin (2% ; Aqueous)	General purpose counter stain.	BX90500A	1 x 500ml	Room Temp.
Giemsa Stain	For cytogenetics and histopathological diagnosis.	BX60250A	1 x 250ml	Room Temp.
Giemsa Stain	For cytogenetics and histopathological diagnosis.	BX60500A	1 x 500ml	Room Temp.
Giemsa Stain	For cytogenetics and histopathological diagnosis.	BX61000A	1 x 1000ml	Room Temp.
Gordon McLeod Reagent (Oxidase Reagent)	An oxidase reagent to detect the presence of an enzyme cytochrome oxidase found in some bacteria.	BX80100A	1 x 100ml	Room Temp.
Kovacs Reagent	For Indole Test, particularly useful in the identification of E.coli.	BX70100A	1 x 100ml	Room Temp.
Lugol's Iodine	Mordant in gram staining and other Haematology staining.	BX10100A	1 x 100ml	Room Temp.
May Grunwald	For staining of blood, bone marrow smears and clinical cytological specimens.	BXS0250A	1 x 250ml	Room Temp.
May Grunwald	For staining of blood, bone marrow smears and clinical cytological specimens.	BXS0500A	1 x 500ml	Room Temp.

For bulk orders of any stain not listed, please enquire at info@fortressdiagnostics.com



20

SECTION 20

ANTIBIOTIC DISCS/TABLETS

Antibiotic Discs/Tablets

Antibiotic discs/tablets, commonly used in the disc diffusion method (also known as the Kirby-Bauer test), are a vital tool in microbiology for assessing the susceptibility of bacteria to specific antibiotics. In this technique, paper discs impregnated with known concentrations of antibiotics are placed on an agar plate that has been inoculated with the target bacterial strain. After incubation, the plates are examined for zones of inhibition around the discs, indicating the effectiveness of the antibiotics against the bacteria. This method allows for the determination of bacterial resistance patterns and helps guide appropriate antibiotic therapy.

The importance of antibiotic discs in diagnostics cannot be overstated. They play a crucial role in clinical microbiology by providing rapid and reliable results that inform treatment decisions, especially in the face of rising antibiotic resistance. By identifying which antibiotics are effective against specific bacterial infections, healthcare providers can tailor treatments to individual patients, enhancing the chances of successful outcomes and reducing the risk of further resistance development. Furthermore, antibiotic disc testing contributes to public health surveillance by monitoring resistance trends in pathogens, guiding antibiotic stewardship programs, and informing guidelines for empirical therapy. Overall, antibiotic discs are essential for ensuring effective treatment of bacterial infections and improving patient care.

Featured Products

Ampicillin (AM)

Ampicillin (AM) antibiotic discs are used in microbiology to test the sensitivity of bacteria to the antibiotic ampicillin. Ampicillin is a broad-spectrum penicillin antibiotic that targets bacterial cell wall synthesis, making it effective against a wide range of Gram-positive and some Gram-negative bacteria. In a laboratory setting, the discs, which contain a standardised amount of ampicillin, are placed on agar plates inoculated with bacteria. The diameter of the zone of inhibition around the disc is measured to determine whether the bacteria are sensitive, intermediate, or resistant to ampicillin. This method is crucial for guiding appropriate antibiotic therapy.

Cefoxitin (FOX)

Cefoxitin (FOX) antibiotic discs are commonly used in laboratory testing for the identification of antimicrobial resistance, particularly for detecting Methicillin-Resistant Staphylococcus Aureus (MRSA) and other resistant strains of bacteria. Cefoxitin is a second-generation cephalosporin, and its disc diffusion test is highly sensitive for identifying the presence of resistance mechanisms, especially in beta-lactamase-producing organisms. The benefits of using cefoxitin discs include reliable and accurate detection of resistance, which is crucial for guiding appropriate antibiotic treatment. Additionally, cefoxitin provides a stable and efficient marker for testing in microbiology labs due to its broad spectrum and predictable results in resistance screening.

Neomycin (N)

Neomycin antibiotic discs are used in laboratory settings to test bacterial susceptibility to the antibiotic neomycin. Neomycin is an aminoglycoside antibiotic that inhibits protein synthesis in bacteria, making it effective against a wide range of Gram-negative and some Gram-positive bacteria. These discs contain a standardised concentration of neomycin, and when placed on an agar plate inoculated with bacteria, they create a zone of inhibition where bacterial growth is suppressed. The size of this zone indicates the bacteria's sensitivity or resistance to neomycin. The benefits of using neomycin antibiotic discs include their reliability in determining bacterial resistance, their usefulness in clinical diagnostics, and their role in guiding appropriate antibiotic treatments. Additionally, these discs help in monitoring antibiotic efficacy in research and clinical microbiology labs.

Ordering Information

Description	Code	Format	Cat No.	Size	Storage
Amikacin	AN	Discs/Tablets	BXABT01A	30 ug	Room Temp.
Amoxicillin-clavulanic	AMC	Discs/Tablets	BXABT02A	30 (20 / 10) ug	Room Temp.
Ampicillin	AM	Discs/Tablets	BXABT03A	10 ug	Room Temp.
Ampicillin-sulbactam	SAM	Discs/Tablets	BXABT04A	20 (10 / 10) ug	Room Temp.
Azithromycin	AZM	Discs/Tablets	BXABT05A	15 ug	Room Temp.
Azlocillin	AZL	Discs/Tablets	BXABT06A	75 ug	Room Temp.
Aztreonam	ATM	Discs/Tablets	BXABT07A	30 ug	Room Temp.
Carbenicillin	CB	Discs/Tablets	BXABT08A	100 ug	Room Temp.
Cefaclor	CEC	Discs/Tablets	BXABT09A	30 ug	Room Temp.
Cefadroxil	CFR	Discs/Tablets	BXABT10A	30 ug	Room Temp.
Cefamandole	MA	Discs/Tablets	BXABT49A	30 ug	Room Temp.
Cefazolin	CZ	Discs/Tablets	BXABT50A	30 ug	Room Temp.
Cefepime	FEP	Discs/Tablets	BXABT51A	30 ug	Room Temp.
Cefiderocol	FDC	Discs/Tablets	BXABT52A	30 ug	Room Temp.
Cefixime	CFM	Discs/Tablets	BXABT53A	5 ug	Room Temp.
Cefoperazone	CFP	Discs/Tablets	BXABT54A	75 ug	Room Temp.
Cefotaxime	CTX	Discs/Tablets	BXABT55A	30 ug	Room Temp.
Cefotetan	CTT	Discs/Tablets	BXABT56A	30 ug	Room Temp.
Cefoxitin	FOX	Discs/Tablets	BXABT57A	30 ug	Room Temp.
Cefpodoxime	CPD	Discs/Tablets	BXABT58A	10 ug	Room Temp.
Cefprozil	CPR	Discs/Tablets	BXABT59A	30 ug	Room Temp.
Ceftaroline	CPT	Discs/Tablets	BXABT60A	30 ug	Room Temp.
Ceftazidime	CAZ	Discs/Tablets	BXABT61A	10 ug	Room Temp.
Ceftazidime	CAZ	Discs/Tablets	BXABT62A	30 ug	Room Temp.
Ceftazidime-avibactam	CZA	Discs/Tablets	BXABT63A	50 (30 / 20) ug	Room Temp.
Ceftibuten	CTB	Discs/Tablets	BXABT64A	30 ug	Room Temp.
Ceftizoxime	ZOX	Discs/Tablets	BXABT65A	30 ug	Room Temp.
Ceftobiprole	BPR	Discs/Tablets	BXABT66A	5 ug	Room Temp.
Ceftolozane-tazobactam	CT	Discs/Tablets	BXABT67A	40 (30 /10) ug	Room Temp.
Ceftriaxone	CRO	Discs/Tablets	BXABT68A	30 ug	Room Temp.
Cefuroxime	CXM	Discs/Tablets	BXABT69A	30 ug	Room Temp.
Cephalexin	CN	Discs/Tablets	BXABT70A	30 ug	Room Temp.
Cephalothin	CF	Discs/Tablets	BXABT71A	30 ug	Room Temp.
Chloramphenicol	C	Discs/Tablets	BXABT72A	30 ug	Room Temp.
Cinoxacin	CIN	Discs/Tablets	BXABT73A	100 ug	Room Temp.
Ciprofloxacin	CIP	Discs/Tablets	BXABT74A	5 ug	Room Temp.
Clarithromycin	CLR	Discs/Tablets	BXABT75A	15 ug	Room Temp.
Clindamycin	CM	Discs/Tablets	BXABT76A	2 ug	Room Temp.

Description	Code	Format	Cat No.	Size	Storage
Colistin sulfate	CL	Discs/Tablets	BXABT78A	10 ug	Room Temp.
Doripenem	DOR	Discs/Tablets	BXABT79A	10 ug	Room Temp.
Doxycycline	DO	Discs/Tablets	BXABT80A	30 ug	Room Temp.
Eravacycline	ERV	Discs/Tablets	BXABT81A	20 ug	Room Temp.
Ertapenem	ETP	Discs/Tablets	BXABT82A	10 ug	Room Temp.
Erythromycin	E	Discs/Tablets	BXABT83A	15 ug	Room Temp.
Fosfomycin (includes G-6-P)	FOS	Discs/Tablets	BXABT84A	200 ug	Room Temp.
Fusidic acid	FA	Discs/Tablets	BXABT85A	10 ug	Room Temp.
Gatifloxacin	GAT	Discs/Tablets	BXABT86A	5 ug	Room Temp.
Gentamicin	GM	Discs/Tablets	BXABT87A	10 ug	Room Temp.
Imipenem	IPM	Discs/Tablets	BXABT88A	10 ug	Room Temp.
Imipenem-relebactam	IMR	Discs/Tablets	BXABT89A	35 (10 / 25) ug	Room Temp.
Kanamycin	K	Discs/Tablets	BXABT90A	30 ug	Room Temp.
Lefamulin	LMU	Discs/Tablets	BXABT91A	20 ug	Room Temp.
Levofloxacin	LVX	Discs/Tablets	BXABT92A	5 ug	Room Temp.
Levonadifloxacin	LND	Discs/Tablets	BXABT93A	10 ug	Room Temp.
Linezolid	LZD	Discs/Tablets	BXABT94A	30 ug	Room Temp.
Lomefloxacin	LOM	Discs/Tablets	BXABT95A	10 ug	Room Temp.
Mecillinam	MEC	Discs/Tablets	BXABT96A	10 ug	Room Temp.
Meropenem	MEM	Discs/Tablets	BXABT45A	10 ug	Room Temp.
Metronidazole	MET	Discs/Tablets	BXABT46A	5 ug	Room Temp.
Minocycline	MI	Discs/Tablets	BXABT47A	30 ug	Room Temp.
Moxifloxacin	MXF	Discs/Tablets	BXABT48A	5 ug	Room Temp.
Mupirocin	MUP	Discs/Tablets	BXABT34A	200 ug	Room Temp.
Nafcillin	NF	Discs/Tablets	BXABT35A	1 ug	Room Temp.
Nalidixic acid	NA	Discs/Tablets	BXABT36A	30 ug	Room Temp.
Neomycin	N	Discs/Tablets	BXABT37A	10 ug	Room Temp.
Netilmicin	NET	Discs/Tablets	BXABT38A	10 ug	Room Temp.
Netilmicin	NET	Discs/Tablets	BXABT39A	30 ug	Room Temp.
Nitrofurantoin	FM	Discs/Tablets	BXABT40A	300 ug	Room Temp.
Nitroxoline	NI	Discs/Tablets	BXABT41A	30 ug	Room Temp.
Norfloxacin	NX	Discs/Tablets	BXABT42A	10 ug	Room Temp.
Ofloxacin	OFL	Discs/Tablets	BXABT43A	5 ug	Room Temp.
Omadacycline	OMC	Discs/Tablets	BXABT44A	30 ug	Room Temp.
Oxacillin	OX	Discs/Tablets	BXABT30A	1 ug	Room Temp.
Pefloxacin	PEF	Discs/Tablets	BXABT31A	5 ug	Room Temp.
Penicillin G	P	Discs/Tablets	BXABT32A	10 units	Room Temp.
Piperacillin	PIP	Discs/Tablets	BXABT33A	100 ug	Room Temp.
Piperacillin-tazobactam	TZP	Discs/Tablets	BXABT20A	110 (100 / 10) ug	Room Temp.
Polymyxin B	PB	Discs/Tablets	BXABT21A	300 units	Room Temp.

Description	Code	Format	Cat No.	Size	Storage
Quinupristin-dalfopristin	SYN	Discs/Tablets	BXABT22A	15 ug	Room Temp.
Rifampicin	RA	Discs/Tablets	BXABT23A	5 ug	Room Temp.
Spectinomycin	SPT	Discs/Tablets	BXABT24A	100 ug	Room Temp.
Streptomycin	STS	Discs/Tablets	BXABT25A	300 ug	Room Temp.
Sulfonamide	SSS	Discs/Tablets	BXABT26A	300 ug	Room Temp.
Tedizolid	TZD	Discs/Tablets	BXABT27A	2 ug	Room Temp.
Teicoplanin	TEC	Discs/Tablets	BXABT28A	30 ug	Room Temp.
Telithromycin	TEL	Discs/Tablets	BXABT29A	15 ug	Room Temp.
Temocillin	TMO	Discs/Tablets	BXABT13A	30 ug	Room Temp.
Tetracycline	TE	Discs/Tablets	BXABT14A	30 ug	Room Temp.
Ticarcillin	TIC	Discs/Tablets	BXABT15A	75 ug	Room Temp.
Ticarcillin-clavulanic acid	TIM	Discs/Tablets	BXABT16A	85 (75 / 10) ug	Room Temp.
Tigecycline	TGC	Discs/Tablets	BXABT17A	15 ug	Room Temp.
Tobramycin	TM	Discs/Tablets	BXABT18A	10 ug	Room Temp.
Trimethoprim	TMP	Discs/Tablets	BXABT19A	5 ug	Room Temp.
Trimethoprim-sulfamethoxazole	SXT	Discs/Tablets	BXABT11A	25 (1.25 / 23.75) ug	Room Temp.
Vancomycin	VA	Discs/Tablets	BXABT12A	30 ug	Room Temp.

Terms & Conditions

1. General
All quotations made, all orders accepted, all goods sold, all service and advice rendered are subject to these conditions and to the exclusion of any previous conditions of purchase. Any variations to these must be expressly accepted by us in writing.

2. Specifications
We reserve the right to supply goods to the specification and/or design current at the date of dispatch. We cannot accept a request for goods as previously supplied as binding.

3. Admin & Handling Charge
An admin & handling charge of £25.00 will be added to all orders.

4. International Bank Charges
For international orders a £15.00 international bank charge will be added to all BACS payments unless the customer agrees to pay these charges at their end.

5. PayPal/Credit Card Transactions
We accept PayPal, credit card and debit card payments. There is a 3.5% PayPal processing fee added to all customer orders who choose to pay via PayPal this will be detailed on your invoice. This is the same charge that Fortress incur to receive this method of payment.

6. Prices
Although we take great care to ensure price stability, we reserve the right to change prices without notice. Goods will be invoiced at the prices valid on the date of confirmation of the Buyer's order. All prices given are exclusive of VAT unless otherwise stated.

Fortress Diagnostics cannot accept responsibility for typographical errors in pricing within our catalogues, advertising literature or quotations.

Prices quoted are "Ex Works" (Incoterms 2010). Freight, insurance and all other respective costs e.g. Certificate of origin, legalised and notarised documents will be invoiced separately.

7. Delivery
Goods are shipped or dispatched at Buyer's risk. Our standard dispatch dates are 21 days after orders are confirmed and paid in full (unless you have credit terms).

Delivery times quoted are to be treated as an estimate only and Fortress Diagnostics shall not be liable for any failure to deliver within such times whether a time for delivery be quoted or not. We shall not be held responsible for delays caused by anything beyond our reasonable control. Any special delivery requirements must be notified to us in writing at the time of placing the order.

We shall have the right at our discretion to make a reasonable charge for special handling and/or delivery.

The Seller is entitled to make delivery in instalments unless such delivery would be unreasonable or unless otherwise agreed upon and confirmed by the Seller in writing. In the case that a fixed period for delivery is agreed upon and the Seller is in default with the supply, the Buyer shall grant the Seller a reasonable additional period of time, normally of 4 weeks.

8. Order Additions
Any additions will result in a new order being created in line with our standard delivery terms. Where possible we will attempt to dispatch your order additions with your original order but cannot guarantee this.

9. Damage/Loss/Shortage
No claim for breakages or missing goods can be recognised unless notified to Fortress Diagnostics and the carriers within 72 hours of receipt of the goods. If damages or shortages are immediately apparent upon delivery please:
1. Notify the carrier when signing for receipt of the goods.
2. Advise Fortress Diagnostics customer services team as soon as possible.

In the case of non-delivery of a complete consignment notification must be received by us within 10 days of invoice date.

10. Return of Goods
Notification of returns must be made within 1 week of receipt of goods. Goods which have been received damaged or in error must be held in the correct storage conditions.

Do not return the goods until you contact our customer services team for a returned goods authorisation number. Clearly mark the authorisation number on the package to ensure your goods can be speedily processed.

You will appreciate that we cannot accept responsibility for loss or damage to goods being returned to us unless we arranged collection. If the mistake was ours there is of course no charge to you. However, if the goods were incorrectly ordered an administration and re-stocking charge of 25% of the invoice value excluding VAT is chargeable. Temperature controlled products incorrectly ordered will not normally be accepted for return.

11. VAT
We are required to charge VAT on all UK orders at the current VAT rate.

For organisations that are VAT exempt each order must be accompanied by an exemption certificate unless special arrangements have been made in writing. Under circumstances where a VAT exemption certificate does not accompany an order we are obliged by law to charge VAT. If subsequently you reclaim a VAT credit it must be completed within 30 days of invoice date.

12. Payment Terms
Payments are to be made within the agreed payment terms set with our customers. We may at our discretion charge interest at the rate of 5% above the base lending rate of Barclays Bank plc on all overdue accounts to the date of actual payment. Payment in advance or financial guarantees may be requested from customers who do not have an account.

13. Quotations
Quotations are valid for 30 days.

14. Cancellation
Orders may not be cancelled without our prior written agreement and may be subject to a cancellation charge. Standing orders must be cancelled in writing at least 8 weeks prior to what becomes the last shipment date.

15. Liability
Fortress Diagnostics' liability for any loss or damage suffered by you and arising by way of defects in the goods or otherwise, howsoever shall be limited to the invoice price of the goods in respect of or in relation to which loss or damage is claimed. Our liability under this clause shall be in lieu of any warranty or condition implied by law as to the quality or fitness for any particular purpose of the goods and save as provided.

16. Ownership
All goods remain the property of Fortress Diagnostics Limited until payment is received in full. The responsibility for insurance and care of goods, including 3rd party risks lies with the purchaser.

17. Health & Safety
All products sold by Fortress Diagnostics Limited, should be handled by qualified personnel, exercising care during handling, usage and disposal.
For further information please contact Fortress Diagnostics Limited.

Control of Substances Hazardous to Health 2002 (COSHH)

All Fortress products are developed and designed for 'IN VITRO' use only.

COSHH safety data sheets are available for all products on request.



Fortress
Diagnostics

Fortress Diagnostics

9A, The Technology Park, Antrim,
United Kingdom, BT41 1QS

+44 (0)28 9448 7676

info@fortressdiagnostics.com

fortressdiagnostics.com

BR001FOROCT26

Copyright © 2026 Fortress Diagnostics Ltd. All rights reserved. VAT No.: GB 424802023. Product availability may vary from country to country and some products may be for Research Use Only (RUO). For more information on product application or availability, please contact us.